
	© ISO New England, Inc. 2026	Master/LCC Procedure No. 18 – New England System Restoration Plan, Attachment D
		Revision Number: 10 Revision Date: March 18, 2026
Owner: System Restoration Working Group (SRWG) Chair		Approved by: M/LCC Heads Review Due Date: March 18, 2027

Attachment D - Inter - Local Control Center Ties Operating at 115 kV and Above

Table of Contents

Inter - Local Control Center Ties Operating at 115 kV and Above	2
Table 1 - NGRID - New Hampshire.....	2
Table 2 - NGRID – VELCO	2
Table 3 - NGRID – RIE	3
Table 4 - New Hampshire – VELCO	4
Table 5 - New Hampshire – Maine.....	4
Table 6 - CONVEX – NGRID.....	5
Table 7 - CONVEX – VELCO	5
Table 8 - CONVEX – RIE	5
Table 9 - NSTAR – NGRID	6
Table 10 - NSTAR – RIE	7
M/LCC 18 Attachment D Revision History.....	8

*This document is controlled when viewed on the ISO New England Internet website. When downloaded and printed, this document becomes **UNCONTROLLED**, and users should check the Internet website to ensure that they have the latest version.*

	© ISO New England, Inc. 2026	Master/LCC Procedure No. 18 – New England System Restoration Plan, Attachment D
		Revision Number: 10 Revision Date: March 18, 2026
Owner: System Restoration Working Group (SRWG) Chair		Approved by: M/LCC Heads
		Review Due Date: March 18, 2027

Inter - Local Control Center Ties Operating at 115 kV and Above

Table 1 - NGRID - New Hampshire

Inter- LCC Tie ID	Inter- LCC Tie Element Description	Voltage
A253	Merrimack Autotransformer	230/115kV

Inter- LCC Tie ID	Inter- LCC Tie Element Description	Voltage
I135N	Bellows Falls – Monadnock - Fitzwilliam	115kV
I135	Flagg Pond - Fitzwilliam	115kV
Q195	Moore - Littleton - Whitefield	115kV
Y151N	Pelham - Power St	115kV

Inter- LCC Tie ID	Inter- LCC Tie Element Description	Voltage
C203	Moore/Comerford - Littleton	230kV
D204	Moore/Comerford - Littleton	230kV

Inter- LCC Tie ID	Inter- LCC Tie Element Description	Voltage
326	Sandy Pond - Scobie Pond	345kV
394	Ward Hill - Seabrook	345kV
3124	Tewksbury - Scobie Pond	345kV

Table 2 - NGRID – VELCO

Inter- LCC Tie ID	Inter- LCC Tie Element Description	Voltage
F206	Comerford - Granite	230kV

Inter- LCC Tie ID	Inter- LCC Tie Element Description	Voltage
K26	Wilder - Hartford	115kV
W149S/K149	Bellows Falls – Slayton Hill - Ascutney	115kV
Q117-K4	Adams - Bennington	115kV


	© ISO New England, Inc. 2026	Master/LCC Procedure No. 18 – New England System Restoration Plan, Attachment D
		Revision Number: 10 Revision Date: March 18, 2026
Owner: System Restoration Working Group (SRWG) Chair		Approved by: M/LCC Heads
		Review Due Date: March 18, 2027

Table 3 - NGRID – RIE

Inter- LCC Tie ID	Inter- LCC Tie Element Description	Voltage
315	Brayton Point – West Farnum	345kV
366	Millbury – West Farnum	345kV

Inter- LCC Tie ID	Inter- LCC Tie Element Description	Voltage
E183	Grand Army – Warren – Mink St – Wampanoag	115kV
F184N	Grand Army – Bristol RI – Warren – Mink St – Read St	115kV
L14	Tiverton – Bell Rock – Bates St – Jepson	115kV
M13	Tiverton – Bell Rock – Bates St – Jepson	115kV
P11	Robinson – Valley - Pawtucket	115kV
Q10	Robinson – Staples	115kV
Q143	Uxbridge – Woonsocket – Whitins Pond – Millbury	115kV
R144	Whitins Pond – Woonsocket - Millbury	115kV
T7	Pottersville – Dunnel Park – Pawtucket	115kV
V148S	Read St – Robinson – Washington	115kV
X3N	Grand Army – Dunnel Park - Phillipsdale	115kV


	© ISO New England, Inc. 2026	Master/LCC Procedure No. 18 – New England System Restoration Plan, Attachment D
		Revision Number: 10 Revision Date: March 18, 2026
Owner: System Restoration Working Group (SRWG) Chair		Approved by: M/LCC Heads Review Due Date: March 18, 2027

Table 4 - New Hampshire – VELCO

Inter- LCC Tie ID	Inter- LCC Tie Element Description	Voltage
N186/K186	Chestnut Hill - Vernon_VT	115kV
K174	North Rd. - Ascutney	115kV
60/K60	Littleton - St. Johnsbury	115kV

Inter- LCC Tie ID	Inter- LCC Tie Element Description	Voltage
379	Fitzwilliam - Vernon_VT	345kV

Table 5 - New Hampshire – Maine

Inter- LCC Tie ID	Inter- LCC Tie Element Description	Voltage
197	Three Rivers - Quaker Hill	115kV
K1214/214	Saco Valley - Lovell	115kV
250	Three Rivers - Maguire Rd	115kV

Inter- LCC Tie ID	Inter- LCC Tie Element Description	Voltage
385	Deerfield - Buxton	345kV
391	Scobie Pond - Buxton	345kV
3022	Eliot - Maguire Rd.	345kV


	© ISO New England, Inc. 2026	Master/LCC Procedure No. 18 – New England System Restoration Plan, Attachment D
		Revision Number: 10 Revision Date: March 18, 2026
Owner: System Restoration Working Group (SRWG) Chair		Approved by: M/LCC Heads Review Due Date: March 18, 2027

Table 6 - CONVEX – NGRID

Inter- LCC Tie ID	Inter- LCC Tie Element Description	Voltage
A127W	Harriman - Montague - French King - Erving	115kV
A127	Erving - Wendell Depot - Barre - Stafford Street	115kV
F132	Doreen - Adams	115kV
X176	Ludlow - Palmer	115kV
Y177	Montague - Harriman	115kV
1205	Ludlow - West Hampden	115kV
1976	Scitico - West Hampden	115kV

Inter- LCC Tie ID	Inter- LCC Tie Element Description	Voltage
301	Ludlow - Carpenter Hill	345kV

Table 7 - CONVEX – VELCO

Inter- LCC Tie ID	Inter- LCC Tie Element Description	Voltage
381	Northfield Mt. - Vernon_VT	345kV

Table 8 - CONVEX – RIE

Inter- LCC Tie ID	Inter- LCC Tie Element Description	Voltage
1870S	Shunock – Chase Hill	115kV

Inter- LCC Tie ID	Inter- LCC Tie Element Description	Voltage
341	Lake Road – West Farnum	345kV
347	Killingly – Sherman Rd.	345kV


	© ISO New England, Inc. 2026	Master/LCC Procedure No. 18 – New England System Restoration Plan, Attachment D
		Revision Number: 10 Revision Date: March 18, 2026
Owner: System Restoration Working Group (SRWG) Chair		Approved by: M/LCC Heads
		Review Due Date: March 18, 2027

Table 9 - NSTAR – NGRID

Inter- LCC Tie ID	Inter- LCC Tie Element Description	Voltage
349	Mystic - Wakefield Junction	345kV
338	Woburn - Tewksbury	345kV
323	W Medway - Millbury	345kV
357	W Medway - Millbury	345kV
3136	Woburn - Wakefield Junction	345kV
3520	W Medway - ANP Bellingham	345kV
344	W Medway - Bridgewater	345kV
356	Carver - Bridgewater	345kV
342	Pilgrim - Canal - Auburn St	345kV
335	Holbrook - Auburn St	345kV

Inter- LCC Tie ID	Inter- LCC Tie Element Description	Voltage
211-503/M139	Woburn – Pinehurst – Billerica – Tewksbury	115kV
211-504/N140	Woburn – Pinehurst – Tewksbury	115kV
423-515/O167	Mystic - Hendersonville - Everett	115kV
128-518/P-168	Chelsea – Revere	115kV
513-507/D156	W Framingham - Northboro Rd	115kV
384-501	Sudbury - Hudson	115kV
451-536	Holbrook - E. Holbrook - Auburn St	115kV
201-501/D130/126-501	Medway - Milford - Depot St - Rocky Hill – Purchase St - Hopkinton - Millbury	115kV
D21	High Hill - Bell Rock	115kV
191	Kingston - Auburn St	115kV
194	Brook St - Auburn St	115kV



	© ISO New England, Inc. 2026	Master/LCC Procedure No. 18 – New England System Restoration Plan, Attachment D
		Revision Number: 10 Revision Date: March 18, 2026
Owner: System Restoration Working Group (SRWG) Chair		Approved by: M/LCC Heads
		Review Due Date: March 18, 2027


Table 10 - NSTAR – RIE		
Inter- LCC Tie ID	Inter- LCC Tie Element Description	Voltage
3361	ANP Blackstone - Sherman Rd	345kV

	© ISO New England, Inc. 2026	Master/LCC Procedure No. 18 – New England System Restoration Plan, Attachment D
		Revision Number: 10 Revision Date: March 18, 2026
Owner: System Restoration Working Group (SRWG) Chair		Approved by: M/LCC Heads
		Review Due Date: March 18, 2027


M/LCC 18 Attachment D Revision History

Document History (This document was created from the retired OP- 6 Appendix D)

Rev. No.	Date	Reason
0	03/01/13	Initial version
1	02/06/14	Periodic review performed requiring no changes.
2	01/16/15	Annual review by procedure owner.; Globally, changed name of REMVEC II to REMVEC/NGRID; CONVEX-REMVEC/NGRID ties, added 1976, 1205 and A127; Maine - New Hampshire ties, added 3022 Eliot - Maguire Rd; REMVEC/NGRID ties, removed 517-532 and 517-533; This revision is not the result of a BES change and does necessitate a change to the implementation of the Restoration Plan and does result in changes to roles or tasks performed by identified entities in the Plan
3	12/07/15	Annual review by procedure owner: Table 1: added C203 line; Table 2: updated terminals on K149/W149 line; Table 5: deleted A127 line, and added 341 line; This revision is the result of BES changes and does not necessitate a change to the implementation of the Restoration Plan and does not result in changes to roles or tasks performed by identified entities in the Plan
4	10/18/16	Annual review by procedure owner: Added required corporate document identity to all page footers; Table 1: listed all terminals of Y151 Line; Table 2: corrected line nomenclature by replacing "W149/K149" with "W149S/K149"; Table 5: deleted 1205 and 1976 lines added R170 line This revision is not the result of a BES change and does necessitate a change to the implementation of the Restoration Plan and does result in changes to roles or tasks performed by identified entities in the Plan.
5	10/21/16	Per SOP-RTMKTS.0210.0010 Section 5,.11, Expedited Change to Procedure Document line (to correct an editing error made during Revision 4): In Table 5: deleted R170 line and restored 1205 and 1976; This revision is not the result of a BES change and does necessitate a change to the implementation of the Restoration Plan and does result in changes to roles or tasks performed by identified entities in the Plan;
6	09/19/17	Annual review by procedure owner: Updated procedure owner; Table 1: corrected 1 st voltage column value and added 3124 line; Table 5: Added A127W line, modified terminals on B-128 line and 1870S line, reordered line sequence; This revision is the result of a BES change but does not necessitate a change to the implementation of the Restoration Plan and does not result in changes to roles or tasks performed by identified entities in the Plan;
6.1	8/17/18	Annual review by procedure owner requiring no changes; Made administrative changes required to publish the Minor Revision (including updating the Procedure Owner); This Revision is not the result of a BES change and does not necessitate a change to the implementation of the Restoration Plan and does not result in changes to roles or tasks performed by identified entities in the Plan;

	© ISO New England, Inc. 2026	Master/LCC Procedure No. 18 – New England System Restoration Plan, Attachment D
		Revision Number: 10 Revision Date: March 18, 2026
Owner: System Restoration Working Group (SRWG) Chair	Approved by: M/LCC Heads	
	Review Due Date: March 18, 2027	

7	03/27/19	Annual review by procedure owner: Updating the Procedure Owner in document headers; Globally replaced “REMVEC/NGRID” with “NGRID”; Table 1; Updated definition for Y151N to reflect field work; This Revision does not change the roles or specific tasks of one or more entities identified in the restoration plan. This revision is not the result of any permanent BES modification that changes the ability of ISO or the LCCs to implement the restoration plan.
7.1	03/10/20	Annual review by procedure owner requiring no changes; Made administrative changes required to publish the Minor Revision; This revision is not the result of any permanent planned or unplanned BES modification; This revision does not change the ability, through roles or specific tasks of one or more entities identified in the Plan, to implement the approved Plan; This revision does not impact the ability of ISO-NE to monitor and direct restoration efforts
8	03/09/21	Annual review by procedure owner; Modified line descriptions to predominantly only identify inter-LCC terminals and full line description by exception; This revision is not the result of any permanent planned or unplanned BES modification; This revision does not change the ability, through roles or specific tasks of one or more entities identified in the Plan, to implement the approved Plan; This revision does not impact the ability of ISO-NE to monitor and direct restoration efforts
8.1	03/03/22	Annual review by procedure owner with no intent changes required. Re-titled main document; changed document owner. Edits for conforming nomenclature. This revision is not the result of any permanent planned or unplanned BES modification. This revision does not change the ability, through roles or specific tasks, of one or more entities identified in the Plan, to implement the approved Plan. This revision does not impact the ability of ISO-NE to monitor and direct system restoration efforts.
8.2	03/01/23	Annual review by procedure owner with no changes required. This revision is not the result of any permanent planned or unplanned BES modification. This revision does not change the ability, through roles or specific tasks, of one or more entities identified in the Plan, to implement the approved Plan. This revision does not impact the ability of ISO-NE to monitor and direct system restoration efforts.
9	02/28/24	Annual review by procedure owner; Removed B128 Line and added A127 Line entry to Table 5; Added 3136 Line entry to Table 7; Edited 423-515 Line entry to include NGRID O167 Line ID in Table 7; This revision is the result of a permanent planned BES modification; This revision does not change the ability, through roles or specific tasks, of one or more entities identified in the Plan, to implement the approved Plan; This revision does not impact the ability of ISO-NE to monitor and direct system restoration efforts.
9.1	05/20/24	Annual review by procedure owner; Added Tables 3, 8, & 10 for RIE inclusion; Moved 1870S, 341, & 347 from Table 5 to Table 8; Moved 3361 from Table 8 to Table 10; This revision is not the result of any permanent planned or unplanned BES modification; This revision does not change the ability, through roles or specific tasks, of one or more entities identified in the Plan, to implement the approved Plan; This revision does not impact the ability of ISO-NE to monitor and direct system restoration efforts.

	© ISO New England, Inc. 2026	Master/LCC Procedure No. 18 – New England System Restoration Plan, Attachment D
		Revision Number: 10 Revision Date: March 18, 2026
Owner: System Restoration Working Group (SRWG) Chair	Approved by: M/LCC Heads	
	Review Due Date: March 18, 2027	

9.2	03/24/25	Annual review by procedure owner with no changes required; This revision is not the result of any permanent planned or unplanned BES modification; This revision does not change the ability, through roles or specific tasks, of one or more entities identified in the Plan, to implement the approved Plan; This revision does not impact the ability of ISO-NE to monitor and direct system restoration efforts.
10	03/18/26	Annual review by procedure owner; Added Sudbury-Hudson Line to Table 9; Added Stafford and removed Webster and Millbury from A127 in Table 6; This revision is not the result of any permanent planned or unplanned BES modification; This revision does not change the ability, through roles or specific tasks, of one or more entities identified in the Plan, to implement the approved Plan; This revision does not impact the ability of ISO-NE to monitor and direct system restoration efforts.