	CROP.36003 Commitment, De-commitment, Self-Scheduling, and Self-Dispatch	
© 2024	Approved By: Director, Operations	Effective Date: 10/11/2024
Rev # 34	Procedure Owner: Manager, Control Room Operations	Valid Through: 10/11/2026

Table of Contents

Section 1 : Issue/Confirm Start Up Orders.....	4
Section 2 : Respond to a request from a DE to Self-Schedule a generator or increase the Eco Min	6
Section 3 : Respond to a request from a DE to Self-Dispatch a generator that is off-line	12
Section 4 : Respond to a request from a DE to Self-Dispatch a generator that is on-line.....	16
Section 5 : Respond to a DEs notification of Return to Service post tripping off-line	20
Section 6 : Respond to a request from a DE for a DARD Pump Self-Schedule	21
Section 7 : Respond to a request to de-commit	23
Section 8 : Commit for reliability.....	29
Section 9 : Commit for Operating Reserves.....	31
Section 10 : LCC Requests that a resource be brought on-line, or dispatched, for local area reliability.....	32
Section 11 : Fast Start resource on-line for reliability (SCR, VSU, RMR) is no longer required	34
Section 12: Determine if a non-Fast Start resource startup can be cancelled	35
Section 13 : Determine if a non-Fast Start resource can be shut down.....	37

References

1. ISO New England Tariff Section III - Market Rule 1
2. ISO New England Tariff Section II – Open Access Transmission Tariff (OATT)
3. CROP.25007 Manual Dispatch
4. CROP.35002 Regulation
5. CROP.35005 Dispatch using RTUC and UDS


Procedure Background

ISO New England Manual for Market Operations Manual M-11:

If a Market Participant has procured gas for a gas-fired generator that is ordered to come on-line after the close of the Day-Ahead Energy Market, the startup will **NOT** be cancelled unless there is a reliability concern that needs to be addressed. When a gas-fired generating Resource is given an hourly commitment schedule in the Reserve Adequacy Analysis, the ISO will honor the hourly commitment schedule at the Resource’s Economic Minimum Limit for the Commitment Period, unless there is a reliability concern that needs to be addressed.

A Self-Schedule (SS), by definition, is a commitment of a generator at its Eco Min.

- The ESD_{gen} Eco Min and the ESD_{DARD} Min Cons limit are both required to be set to zero MW since an ESD must be able to be dispatched anywhere between its Max Cons limit and Eco Max limit.
- If it is **NOT** at its Eco Min, because of ramping, then a SS flag is **NOT** required (similar to when a generator is shutting down)
- If the generator is non-dispatchable, testing, or auditing the Eco Min can vary so that is why the SS flag is set in those cases as soon as an output breaker is closed.
- DRRs cannot Self-Schedule.

	CROP.36003 Commitment, De-commitment, Self-Scheduling, and Self-Dispatch	
© 2024	Approved By: Director, Operations	Effective Date: 10/11/2024
Rev # 34	Procedure Owner: Manager, Control Room Operations	Valid Through: 10/11/2026

Guidance for when a Self-Schedule flag is required to be applied:


- ESDs must have a self-schedule flag set whenever they are on-line (i.e. any UCM other than UCM 1)
- With the exception of a case where ISO requires the generator to be on-line, if a generator is returning to service POST tripping off-line all hours will be Self-Scheduled from the point of breaker closure
- If a generator WITHOUT any existing commitments requests to Self-Schedule a block of future hours:
- Dispatchable generators: all hours will be flagged as SS beginning with the hour the generator is expected to release for dispatch
- Non-Dispatchable generators: all hours from the start of ramp (bkr close) would be flagged as SS
- If a generator WITH an existing commitment requests to Self-Schedule a block of early start hours:
- Dispatchable generators: SS flag is **NOT** required up to 4 hours; otherwise all additional hours that the generator will be released for dispatch will be flagged as SS
- Non-Dispatchable generators: all additional hours from the start of ramp would be flagged as SS
- Notification to the forecaster is still required to ensure the resource is added to the COP.
- If the unit is committed for reliability and can release for dispatch at a time that is greater than 4 hours prior to the expected release time, notify the Operations Shift Supervisor to determine if the SS flag should be applied. If a generator WITH an existing commitment releases for dispatch earlier than scheduled (up to 4 hours), then a SS flag is **NOT** required. Notification to the forecaster is still required to ensure the resource is added to the COP.
- If a combined cycle generator is requesting to startup an off-line CT or prevent shutting one down, then a SS flag is only required if it is part of the initial Self-Schedule request i.e. from an off-line state. If the generator is already on-line then no additional Self-Schedule flags are required to be set.
- If the request was for Owner Testing the SS flag is applied for the duration of the Owner Testing time period. This includes the ramp **UP TO and DOWN FROM** their testing value until they are at either EcoMin or their economical dispatch range.

Implicit Commitments are created by an automatic process to all on-line resources that are currently operating without a commitment decision (CD). The process begins five minutes after the hour and runs periodically throughout the hour. Under normal conditions, Real-Time Commitments are explicit instructions to resources needed for first contingency coverage, second contingency coverage or capacity. The Implicit Commitment process allows resources that previously would have been ineligible for uplift such as Self-Scheduled resources to become eligible. The expectation for the operator is to perform an hourly review, using available information, to ensure that on-line resources have a commitment, Day Ahead or Real-Time. The SCRA "Startup/Shutdown" list, RTUC "Upcoming Events" list, and the SS flag indication & DA flag indication in EMS provides the necessary information to prevent improper implicit commitment decisions. Resources without a commitment should be released for shut down or they should have their SS extended once agreed to by the DE. In addition, the Generation Operator will run a report 15 minutes after the hour to identify any on-line resources that do **NOT** have a commitment decision at the time the report is run. This report aids the Generation Operator to determine if the resource needs to be shut down or have a SS applied.

If a Qualified Fast Start (QFS) resource, which is on-line and being dispatched in UCM 4, modifies its bid parameters such that it is no longer a QFS resource prior to getting decommitted by RTUC and/or UDS, that resource will continue to be dispatched in the energy balance solution until it is no longer economic to remain on-line. At that point, the RTUC solution will provide a shutdown recommendation to UDS. No additional action is required regarding self-schedules or commitments unless specifically requested by the resource's designated entity. This dynamic is also in place when UDS is being used without RTUC recommendations.


The Day-Ahead Market does not commit fast-start resources based on their Claim 10 or Claim 30 value. The market evaluates fast-start resources based on their fast-start qualification and offer data, dispatching them using a formula of 60*MRR. Fast-start resources do **NOT** receive commitment decisions from the Day-Ahead Market.

Net Commitment Period Compensation (NCPC) also known as "uplift" is the payment to a market participant for its generator, dispatchable-asset-related demand (DARD), demand-response resource (DRR) or external transaction that did not recover its effective offer costs from the energy market during an operating day. The NCPC payment is intended to make a resource that follows ISO operating instructions "no worse off" financially than the best alternative generation schedule. Typically, a resource receiving NCPC was operated out of merit to protect the overall resource adequacy and transmission security of specific locations or of the entire balancing authority area.

	CROP.36003 Commitment, De-commitment, Self-Scheduling, and Self-Dispatch	
© 2024	Approved By: Director, Operations	Effective Date: 10/11/2024
Rev # 34	Procedure Owner: Manager, Control Room Operations	Valid Through: 10/11/2026

Common Procedure Information

- A. Any ISO-NE qualified Control Room Operator has the authority to take actions required to comply with NERC Reliability Standards. A qualified ISO-NE Control Room Operator has met the following requirements:
 - 1. Have and maintain a NERC certification at the RC level (per R.1 of PER-003-2)
 - 2. Applicable Requirements of PER-005-2
 - 3. Approved to cover a Control Room Operator shift position by the Manager, Control Room Operations
 - 4. Is proficient at the current qualified level.
- B. Real time operation is defined as the current hour and the current hour plus one.
- C. Future hours are those beyond real time operation.
- D. All verbal communications with Local Control Centers (LCC), neighboring Reliability Coordinators/Balancing Authorities (RC/BA), Designated Entities (DE), Demand Designated Entities (DDE) and/or SCADA centers shall be made on recorded phone lines unless otherwise noted.
- E. For all communications:
 - 1. Use the Basic Protocol for All Operational Communications as prescribed in M/LCC 13
 - 2. Use 'ISO New England' or 'New England'. Refrain from using 'ISO'.
 - 3. Use Asset ID's when communicating with DE/DDEs.
 - 4. Use three-part communication in all situations where its use will enhance communications.
- F. Primary responsibilities are stated for each step within the procedure, but any ISO Control Room Operator qualified at that position or higher can perform the step. The Primary Responsibility may be delegated to an Operator in a lower qualified position, but the responsibility for its completion remains with the identified individual..
- G. The use of “ensure” within this document means that a verification has been performed and if the item is not correct, corrective actions will be performed.

	CROP.36003 Commitment, De-commitment, Self-Scheduling, and Self-Dispatch	
© 2024	Approved By: Director, Operations	Effective Date: 10/11/2024
Rev # 34	Procedure Owner: Manager, Control Room Operations	Valid Through: 10/11/2026

Procedure

Condition(s) to perform this section:

- SCRA/COP hard copy is received and the DE/DDE has NOT been contacted about resource startup.

Section 1 : Issue/Confirm Start Up Orders

Notes

The Day-Ahead Market does not commit fast-start resources based on their Claim 10 or Claim 30 value. The market evaluates fast-start resources based on their fast-start qualification and offer data, dispatching them using a formula of $60 * MRR$. Fast-start resources do NOT receive commitment decisions from the Day-Ahead Market.

Step 1.1 Primary Responsibility: Senior System Operator

Identify all resources that will be starting up for the operating day.

Step 1.1.1 Primary Responsibility: Senior System Operator

Condition(s) to perform this step:

- The resource is normally a fast-start unit; And
- Is running on the “Unit Hourly Details” report WITHOUT a self-schedule.

Verify if the resource is a qualified fast start resource during the hours that it is running in the “Unit Hourly Details”.

Instructions

Access the resource’s next day bid data via the unit limits display in EMS

- RTG > UNIT LMT > “Times” tab

Notes

- Ensure that the offer data for the correct day is being checked – data is available for the current and next operating day once the day ahead market clears.
- For a resource to be a qualified fast start:
 - Combined notification and start time does not exceed 30 minutes
 - Min Run Time does not exceed 1 hour
 - Min Down Time does not exceed 1 hour

Step 1.1.2 Primary Responsibility: Senior System Operator

Condition(s) to perform this step:

- A resource that is normally a qualified fast start has offered in with non-fast start parameters and has cleared day ahead MW


Continue with this procedure and issue a startup order to the identified resource(s).

Step 1.2 Primary Responsibility: Senior System Operator

Determine the breaker closure/startup and release for dispatch times for the applicable resources.

Instructions

The following information is used: "Notification Times" and "Startup Times" offer for the hour the commitment starts.

	CROP.36003 Commitment, De-commitment, Self-Scheduling, and Self-Dispatch	
© 2024	Approved By: Director, Operations	Effective Date: 10/11/2024
Rev # 34	Procedure Owner: Manager, Control Room Operations	Valid Through: 10/11/2026

Step 1.3 Primary Responsibility: Senior System Operator

Contact the DE/DDE for each resource and confirm / verify the required information

Instructions

For generators with a day ahead (DA) award:

- Confirm the breaker closure time
- Confirm the release for dispatch time
- Confirm the generator has sufficient gas scheduled to meet its DA commitment

For generators with a day ahead award or that were supplementally committed and are identified on the Forecaster Cold Weather Unit Availability worksheet:

- Notify the DE of the forecasted cold weather and confirm with them that they will be able to operate in accordance with their offer data, or update their offer data as appropriate.

For supplemental generator commitments provide:

- Start up order
- Breaker closure time
- Release for dispatch time
- Confirm the generator has enough gas scheduled to meet its commitment

For DRRs with a day ahead award:

- Confirm the startup time (time at which reducing load will start)
- Confirm the release for dispatch time

For supplemental DDR commitments provide:

- Start up Order
- Startup time (time at which reducing load will start)
- Release for dispatch time

Notes

The Forecaster Cold Weather Unit Availability worksheet is ran by the Forecaster and generates a comparison of anticipated weather conditions to a generator’s low temperature limits as identified on the winter readiness survey responses. Any generators identified on this report will then be communicated to the Senior System Operator.

Step 1.4 Primary Responsibility: Senior System Operator

Condition(s) to perform this step:

- If start times deviate from SCRA/COP.


Notify the Control Room Operators, Operation Shift Supervisor, and Forecaster of times that deviate from the SCRA/COP.

Step 1.5 Primary Responsibility: Senior System Operator

Condition(s) to perform this step:

- If start times deviate from SCRA/COP.

Modify the ramp schedules in RTUC with the modified times using CROP.35005 Dispatch using RTUC and UDS.

	CROP.36003 Commitment, De-commitment, Self-Scheduling, and Self-Dispatch	
© 2024	Approved By: Director, Operations	Effective Date: 10/11/2024
Rev # 34	Procedure Owner: Manager, Control Room Operations	Valid Through: 10/11/2026

Condition(s) to perform this section:

- DE requests to Self-Schedule an off-line generator; Or
- DE requests to extend an existing Self-Schedule; Or
- DE requests to Self-Schedule past its Day Ahead commitment; Or
- DE requests to increase the Eco Min of a generator.

Section 2 : Respond to a request from a DE to Self-Schedule a generator or increase the Eco Min

Notes

- A Self-Schedule is an action by a Market Participant in committing or scheduling a generator asset to provide energy in an hour at its Economic Minimum Limit.
- The System Operators should evaluate and respond to the DE's request within 30 minutes or as soon as feasible if an event occurs.
- ESDs are required to have their Eco Min limit set to zero.

Step 2.1 Primary Responsibility: Generation Operator

Condition(s) to perform this step:

- If the reason, duration, or MW amount was NOT initially provided by the DE.

Determine the reason, duration, and MW amount for the Self-Schedule or increased Eco Min request.

Step 2.2 Primary Responsibility: Generation Operator

Review the generators parameters and system conditions to determine the actions required.

Instructions

If **No** reliability concerns exist either for a local area or system wide; And

- Is a Fast Start; Or
- Is a non-Fast Start with an Eco Max < 50 MW; Or
- Requested to increase Eco Min < 50 MW.

Go to [Step 2.3](#) and perform the outlined actions.

If a reliability concern exists for a local area or system wide; Or

- Is **NOT** a Fast Start and has an Eco Max \geq 50 MW; Or
- Requested to increase Eco Min \geq 50 MW.


Go to [Step 2.4](#) and perform the outlined actions

Step 2.3 Primary Responsibility: Generation Operator

Condition(s) to perform this step:

- Generator requesting to Self-Schedule is a Fast Start and no reliability concerns exist either for a local area or system wide; Or
- Generator requesting to Self-Schedule is a non-Fast Start with an Eco Max of < 50 MW and no reliability concerns exist either for a local area or system wide; Or
- Generator is requesting to increase Eco Min by < 50 MW and no reliability concerns exist either for a local area or system wide.

Determine if the Self-Schedule or Eco Min increase will be approved or denied.

	CROP.36003 Commitment, De-commitment, Self-Scheduling, and Self-Dispatch	
© 2024	Approved By: Director, Operations	Effective Date: 10/11/2024
Rev # 34	Procedure Owner: Manager, Control Room Operations	Valid Through: 10/11/2026

Step 2.3.1 Primary Responsibility: Generation Operator
Notify the Loader Operator, Senior System Operator, and Forecaster of the decision.

Instructions

Provide the reason, duration, and MW value when making notifications.

Notes

For Resources with an existing commitment that are coming on-line up to 4 hours early it is still necessary to notify the forecaster to ensure the proper commitment decision flag is applied to the Resource in the COP.

Step 2.3.2 Primary Responsibility: Generation Operator
Notify the DE of the approval or denial of the Self-Schedule or increased Eco Min request.

Instructions

- If approved, confirm the request.
- If denied, provide a reason.

Step 2.3.3 Primary Responsibility: Generation Operator
Determine if a SS flag is required.

Instructions

Guidance for when a Self-Schedule flag is required to be applied:


- ESDs must have a self-schedule flag set whenever they are on-line (i.e. any UCM other than UCM 1)
- If a generator is returning to service POST tripping off-line, and the ISO does NOT require the generator to be on-line, all hours will be Self-Scheduled from the point of breaker closure
- If a generator **WITHOUT** any existing commitments requests to Self-Schedule a block of future hours:
 - Dispatchable generators: all hours will be flagged as SS beginning with the hour the generator is expected to release for dispatch
 - Non-Dispatchable generators: all hours from the start of ramp (bkr close) would be flagged as SS
- If a generator **WITH** an existing commitment requests to Self-Schedule a block of early start hours:
 - Dispatchable generators: SS flag is **NOT** required up to 4 hours; otherwise all additional hours that the generator will be released for dispatch will be flagged as SS
 - Non-Dispatchable generators: all additional hours from the start of ramp would be flagged as SS
 - Notification to the forecaster is still required to ensure the resource is added to the COP.
- If a generator **WITH** an existing commitment releases for dispatch earlier than scheduled (up to 4 hours), then a SS flag is **NOT** required. If the generator is committed for reliability and can release for dispatch at a time that is greater than 4 hours prior to the expected release time, notify the Operations Shift Supervisor to determine if the SS flag should be applied. Notification to the forecaster is still required to ensure the resource is added to the COP.
- If the request was for Owner Testing the SS flag is applied for the duration of the Owner Testing time period. This includes the ramp **UP TO and DOWN FROM** their testing value until they are at either Eco Min or their economical dispatch range.

Step 2.3.4 Primary Responsibility: Generation Operator

Condition(s) to perform this step:

- Request to increase Eco Min was approved and a Self-Schedule IS NOT required.

Perform Eco Min redeclaration.

	CROP.36003 Commitment, De-commitment, Self-Scheduling, and Self-Dispatch	
© 2024	Approved By: Director, Operations	Effective Date: 10/11/2024
Rev # 34	Procedure Owner: Manager, Control Room Operations	Valid Through: 10/11/2026

Step 2.3.5 Primary Responsibility: Generation Operator

Condition(s) to perform this step:

- Request to Self-Schedule was approved.

Set the SS flag for the requested hours.

Step 2.3.5.1 Primary Responsibility: Generation Operator

Condition(s) to perform this step:

- Request to Self-Schedule was to perform owner testing or auditing and the generator will NOT be dispatchable during the owner testing or auditing period; Or
- Request to Self-Schedule was for a non-dispatchable (UCM 3) generator.

Redeclare the Eco Max and Eco Min to the provided operation MW value.

Step 2.3.5.2 Primary Responsibility: Generation Operator

Condition(s) to perform this step:

- Request was to perform owner testing or auditing.

Select the Reason Code.

Instructions

Redeclarations of Eco Min for auditing or owner testing purposes MUST use the reason code "OT", which stands for "Owner Testing". This is required to ensure ISO Settlements processes the data correctly.

Step 2.3.6 Primary Responsibility: Generation Operator

Log the approval or denial.

Instructions

- For **denial** of a Self-Schedule request Use log entry: > GENERATION > SELF SCHEDULE / SELF DISPATCH > Self Schedule Denied
- For a Self-Schedule post tripping off-line Use log entry: > GENERATION > SELF SCHEDULE / SELF DISPATCH > SS due to second startup.

Notes:

For generators with an Eco Max < 50MW it is not required to log the Self Schedule Approval

Step 2.4 Primary Responsibility: Generation Operator

Condition(s) to perform this step:

- Generator requesting to Self-Schedule is NOT a Fast Start and has an Eco Max of ≥ 50 MW; Or
- Generator is requesting to increase Eco Min by ≥ 50 MW.

Notify the Security Operator and Senior System Operator of the request.

Instructions

Provide the reason, duration, and MW value when making notifications.

Step 2.4.1 Primary Responsibility: Security Operator

Condition(s) to perform this step:

- A reliability concern exists.

Perform a security assessment using Powerflow, ILC Powerflow and STCA.



CROP.36003 Commitment, De-commitment, Self-Scheduling, and Self-Dispatch

© 2024	Approved By: Director, Operations	Effective Date: 10/11/2024
Rev # 34	Procedure Owner: Manager, Control Room Operations	Valid Through: 10/11/2026

Notes

The following items should be considered when setting up the Powerflow case:

- System load
- Interchange schedules
- Resources available for dispatch

Step 2.4.2 Primary Responsibility: Security Operator

Condition(s) to perform this step:

- A reliability concern exists for a local area.

Contact the associated LCC Operator and determine if allowing the Self-Schedule or increased Eco Min will create a local reliability issue.

Step 2.4.3 Primary Responsibility: Security Operator

Condition(s) to perform this step:

- A reliability assessment was performed.

Notify the Senior System Operator and Operations Shift Supervisor of the ISO-NE and LCC security assessment results identifying any issues created or worsened.

Step 2.4.4 Primary Responsibility: Senior System Operator

Determine if the change creates or worsens back down issues for Minimum Generation.

Step 2.4.4.1 Primary Responsibility: Senior System Operator

Inform the Operations Shift Supervisor of back down issues created or worsened.

Step 2.4.5 Primary Responsibility: Operations Shift Supervisor

Determine if the Self-Schedule or increased Eco Min request will be approved or denied.

Step 2.4.6 Primary Responsibility: Operations Shift Supervisor

Inform the Control Room Operators and Forecaster of the decision.

Notes

For Resources with an existing commitment that are coming on-line up to 4 hours early it is still necessary to notify the forecaster to ensure the proper commitment decision flag is applied to the Resource in the COP.

Step 2.4.7 Primary Responsibility: Generation Operator

Notify the DE of the approval or denial of the Self-Schedule or increased Eco Min request.

Instructions

- If approved, confirm the request.
- If denied, provide a reason.



CROP.36003 Commitment, De-commitment, Self-Scheduling, and Self-Dispatch

© 2024

Approved By: Director, Operations

Effective Date: 10/11/2024

Rev # 34

Procedure Owner: Manager, Control Room Operations

Valid Through: 10/11/2026

Step 2.4.8 Primary Responsibility: Generation Operator Determine if a SS flag is required.

Instructions

Guidance for when a Self-Schedule flag is required to be applied:

- ESDs must have a self-schedule flag set whenever they are on-line (i.e. any UCM other than UCM 1)
- If a generator is returning to service POST tripping off-line, and the ISO does NOT require the generator to be on-line, all hours will be Self-Scheduled from the point of breaker closure
- If a generator WITHOUT any existing commitments requests to Self-Schedule a block of future hours:
 - Dispatchable generators: all hours will be flagged as SS beginning with the hour the generator is expected to release for dispatch
 - Non-Dispatchable generators: all hours from the start of ramp (bkr close) would be flagged as SS
- If a generator WITH an existing commitment requests to Self-Schedule a block of early start hours:
 - Dispatchable generators: SS flag is **NOT** required up to 4 hours; otherwise all additional hours that the generator will be released for dispatch will be flagged as SS
 - Non-Dispatchable generators: all additional hours from the start of ramp would be flagged as SS
 - Notification to the forecaster is still required to ensure the resource is added to the COP.
- If a generator WITH an existing commitment releases for dispatch earlier than scheduled (up to 4 hours), then a SS flag is NOT required. If the generator is committed for reliability and can release for dispatch at a time that is greater than 4 hours prior to the expected release time, notify the Operations Shift Supervisor to determine if the SS flag should be applied. Notification to the forecaster is still required to ensure the resource is added to the COP.
- If the request was for Owner Testing the SS flag is applied for the duration of the Owner Testing time period. This includes the ramp **UP TO and DOWN FROM** their testing value until they are at either Eco Min or their economical dispatch range.
- If a combined cycle generator is requesting to startup an off-line CT or prevent shutting one down, then a SS flag is only required if it is part of the initial Self-Schedule request (i.e. from an off-line state). If the generator is already on-line then **NO** additional Self-Schedule flags are required to be set.

Step 2.4.9 Primary Responsibility: Generation Operator

Condition(s) to perform this step:

- Request to increase Eco Min was approved and a Self-Schedule IS NOT required.

Perform Eco Min redeclaration.

Step 2.4.10 Primary Responsibility: Generation Operator

Condition(s) to perform this step:

- Request to Self-Schedule was approved.

Set the SS flag for the requested hours.

Step 2.4.10.1 Primary Responsibility: Generation Operator

Condition(s) to perform this step:

- Request to Self-Schedule was to perform owner testing or auditing and the generator will NOT be dispatchable during the owner testing or auditing period; Or
- Request to Self-Schedule was for a non-dispatchable (UCM 3) generator.

Redeclare the Eco Max and Eco Min to the provided operation MW value.



CROP.36003 Commitment, De-commitment, Self-Scheduling, and Self-Dispatch

© 2024	Approved By: Director, Operations	Effective Date: 10/11/2024
Rev # 34	Procedure Owner: Manager, Control Room Operations	Valid Through: 10/11/2026

Step 2.4.10.2 Primary Responsibility: Generation Operator

Condition(s) to perform this step:

- Request was to perform owner testing or auditing.

Select the Reason Code.

Notes

Redeclarations of Eco Min for auditing or owner testing purposes MUST use the reason code "OT", which stands for "Owner Testing". This is required to ensure ISO Settlements processes the data correctly.

Step 2.4.11 Primary Responsibility: Generation Operator

Condition(s) to perform this step:

- The Self-Schedule request was accepted; And
- The LCC wasn't previously informed as part of a reliability assessment.

Notify the applicable LCC.

Step 2.4.12 Primary Responsibility: Generation Operator

Log the approval or denial.

Instructions

- For **approval** of a Self-Schedule request use log entry: > GENERATION > SELF SCHEDULE / SELF DISPATCH > Self Schedule Commit
- For **denial** of a Self-Schedule request use log entry: > GENERATION > SELF SCHEDULE / SELF DISPATCH > Self Schedule Denied
- For a Self-Schedule post tripping off-line use log entry: > GENERATION > SELF SCHEDULE / SELF DISPATCH > SS due to second startup.

Condition(s) to perform this section:

- DE requests to Self-Dispatch an off-line non-ESD generator for the current hour; Or
- DE requests to Self-Dispatch an off-line non-ESD generator for the next hour.

Section 3 : Respond to a request from a DE to Self-Dispatch a generator that is off-line

Step 3.1 Primary Responsibility: Generation Operator

Determine if the SDMW request can be accepted.

Notes

Self-Dispatch MW requests can only be done for hours in which the Intraday Reoffer window has closed. The Intraday Reoffer window closes at 30 minutes past each hour for the upcoming hour.

Example: At a time of 09:30 a Self-Dispatch request can only be made for HE10 and HE11.

Step 3.2 Primary Responsibility: Generation Operator

Condition(s) to perform this step:

- If the duration or MW amount was NOT initially provided by the DE.

Determine the duration and MW amount for the Self-Dispatch request.

Step 3.3 Primary Responsibility: Generation Operator

Review the generators parameters and system conditions to determine the actions required.

Instructions

- If No reliability concerns exist either for a local area or system wide; And
 - Is a Fast Start; Or
 - Is a non-Fast Start with an Eco Max < 50 MW.
 - Go to [Step 3.4](#) and perform the outlined actions.
- If a reliability concern exists for a local area or system wide; Or
 - Is NOT a Fast Start and has an Eco Max \geq 50 MW; Or
 - Go to [Step 3.5](#) and perform the outlined actions

Step 3.4 Primary Responsibility: Generation Operator

Condition(s) to perform this step:

- Generator requesting to Self-Dispatch is a Fast Start and no transmission reliability concerns exist either for a local area or system wide; Or
- Generator requesting to Self-Dispatch is a non-Fast Start with an Eco Max < 50 MW No transmission reliability concerns exist either for a local area or system wide.

Determine if the Self-Dispatch request will be approved or denied.

Step 3.4.1 Primary Responsibility: Generation Operator

Inform the Loader Operator of the decision.

Step 3.4.2 Primary Responsibility: Generation Operator

Notify the DE of the approval or denial of the Self-Dispatch request.

Instructions

- If approved, confirm the request.
- If denied, provide a reason.



CROP.36003 Commitment, De-commitment, Self-Scheduling, and Self-Dispatch

© 2024

Approved By: Director, Operations

Effective Date: 10/11/2024

Rev # 34

Procedure Owner: Manager, Control Room Operations

Valid Through: 10/11/2026

Step 3.4.3 Primary Responsibility: Generation Operator

Enter a Self-Dispatch MW amount.

Notes

Self-Dispatch MW requests can only be done for hours in which the Intraday Reoffer window has closed.

Step 3.4.4 Primary Responsibility: Generation Operator

Set the SS flag for the hours of the accepted Self-Dispatch request.

Step 3.4.5 Primary Responsibility: Generation Operator

Log the approval or denial.

Instructions

- For a Fast Start Self – Dispatch request:
 - For approved SDMW use log entry: > GENERATION > SELF SCHEDULE / SELF DISPATCH > Self Dispatch Commit [E]
 - For denial use log entry: > GENERATION > SELF SCHEDULE / SELF DISPATCH > Self Dispatch Denied
- For a non-Fast Start < 50 MW Self-Dispatch request:
 - For denial use log entry: > GENERATION > SELF SCHEDULE / SELF DISPATCH > Self Dispatch Denied

Step 3.5 Primary Responsibility: Generation Operator

Condition(s) to perform this step:

- Generator requesting to Self-Dispatch is NOT a Fast Start and has an Eco Max \geq 50 MW.

Notify the Security Operator and Senior System Operator of the request.

Instructions

Provide the MW value when informing individuals.

Step 3.5.1 Primary Responsibility: Security Operator

Condition(s) to perform this step:

- A reliability concern exists.

Perform a security assessment using Powerflow, ILC Powerflow and STCA.

Notes

The following items should be considered when setting up the Powerflow case:

- System load
- Interchange schedules
- Resources available for dispatch

Step 3.5.1.1 Primary Responsibility: Security Operator

Condition(s) to perform this step:

- A reliability concern exists for a local area.

Contact the associated LCC Operator and determine if allowing the Self-Dispatch will create a local reliability issue.



CROP.36003 Commitment, De-commitment, Self-Scheduling, and Self-Dispatch

© 2024

Approved By: Director, Operations

Effective Date: 10/11/2024

Rev # 34

Procedure Owner: Manager, Control Room Operations

Valid Through: 10/11/2026

Step 3.5.1.2 Primary Responsibility: Security Operator

Condition(s) to perform this step:

- A reliability assessment was performed.

Notify the Senior System Operator and Operations Shift Supervisor of the ISO-NE and LCC security assessment results identifying any issues created or worsened.

Step 3.5.2 Primary Responsibility: Senior System Operator

Determine if the Self-Dispatch creates or worsens back down issues for Minimum Generation.

Step 3.5.2.1 Primary Responsibility: Senior System Operator

Inform the Operations Shift Supervisor of back down issues created or worsened.

Step 3.5.3 Primary Responsibility: Operations Shift Supervisor

Determine if the Self-Dispatch request will be approved or denied.

Step 3.5.4 Primary Responsibility: Operations Shift Supervisor

Inform the Control Room Operators and Forecaster of the decision.

Step 3.5.5 Primary Responsibility: Generation Operator

Notify the DE of the approval or denial of the Self-Dispatch request.

Instructions

- If approved, confirm the request.
- If denied, provide a reason.

Step 3.5.6 Primary Responsibility: Generation Operator

Condition(s) to perform this step:

- The Self-Dispatch request was accepted.

Enter a Self-Dispatch MW amount.

Step 3.5.7 Primary Responsibility: Generation Operator

Condition(s) to perform this step:

- The Self-Dispatch request was accepted.

Set the SS flag for the hours of the accepted Self-Dispatch request.

Step 3.5.8 Primary Responsibility: Generation Operator

Condition(s) to perform this step:

- The Self-Dispatch request was accepted; And
- The LCC wasn't previously informed as part of a reliability assessment.

Notify the applicable LCC.



CROP.36003 Commitment, De-commitment, Self-Scheduling, and Self-Dispatch


© 2024	Approved By: Director, Operations	Effective Date: 10/11/2024
Rev # 34	Procedure Owner: Manager, Control Room Operations	Valid Through: 10/11/2026

Step 3.5.9 Primary Responsibility: Generation Operator

Log the approval or denial.

Instructions

- For a Self-Dispatch request:
 - For approved SDMW use log entry: > GENERATION > SELF SCHEDULE / SELF DISPATCH > Self Dispatch Commit [E]
 - For denial use log entry: > GENERATION > SELF SCHEDULE / SELF DISPATCH > Self Dispatch Denied

	CROP.36003 Commitment, De-commitment, Self-Scheduling, and Self-Dispatch	
© 2024	Approved By: Director, Operations	Effective Date: 10/11/2024
Rev # 34	Procedure Owner: Manager, Control Room Operations	Valid Through: 10/11/2026

Condition(s) to perform this section:

- DE requests to Self-Dispatch an on-line non-ESD generator for the current hour; Or
- DE requests to Self-Dispatch an on-line non-ESD generator for the next hour.

Section 4 : Respond to a request from a DE to Self-Dispatch a generator that is on-line

Step 4.1 Primary Responsibility: Generation Operator
Determine if the SDMW request can be accepted.

Notes

- Self-Dispatch MW requests can only be done for hours in which the Intraday Reoffer window has closed. The Intraday Reoffer window closes at 30 minutes past each hour for the upcoming hour.
 - Example: At a time of 09:30 a Self-Dispatch request can only be made for HE10 and HE11.

Step 4.2 Primary Responsibility: Generation Operator

Condition(s) to perform this step:

- If the duration or MW amount was NOT initially provided by the DE.

Determine the duration and MW amount for the Self-Dispatch request.

Step 4.3 Primary Responsibility: Generation Operator

Review system conditions to determine the actions required.

Instructions

- If NO reliability concerns exist either for a local area or system wide, go to [Step 4.4](#) and perform the outlined actions.
- If a reliability concern exists for a local area or system wide, go to [Step 4.5](#) and perform the outlined actions

Step 4.4 Primary Responsibility: Generation Operator

Condition(s) to perform this step:

- No transmission reliability concerns exist either for a local area or system wide.

Determine if the Self-Dispatch request will be approved or denied.

Step 4.4.1 Primary Responsibility: Generation Operator
Inform the Loader Operator of the decision.

Step 4.4.2 Primary Responsibility: Generation Operator

Condition(s) to perform this step:

- If the Self-Dispatch request is approved.

Determine if the generator is currently on Regulation.

Step 4.4.2.1 Primary Responsibility: Generation Operator

Condition(s) to perform this step:

- If the generator is currently in a UCM 6.

Remove the generator from Regulation.



CROP.36003 Commitment, De-commitment, Self-Scheduling, and Self-Dispatch

© 2024

Approved By: Director, Operations

Effective Date: 10/11/2024

Rev # 34

Procedure Owner: Manager, Control Room Operations

Valid Through: 10/11/2026

Step 4.4.3 Primary Responsibility: Generation Operator

Notify the DE of the approval or denial of the Self-Dispatch request.

Instructions

- If approved:
 - Confirm the request with the DE;
 - If generator was on Regulation, instruct the DE to take the generator off Regulation.
- If denied:
 - Provide a reason to the DE.

Step 4.4.4 Primary Responsibility: Generation Operator

Enter a Self-Dispatch MW amount.

Notes

Self-Dispatch MW values should **NOT** be entered into EMS until the generator has been removed from Regulation (UCM 6).

Step 4.4.5 Primary Responsibility: Generation Operator

Condition(s) to perform this step:

- The Self-Schedule flag is **NOT** currently set.

Set the SS flag for the hours of the accepted Self-Dispatch request.

Step 4.4.6 Primary Responsibility: Generation Operator

Condition(s) to perform this step:

- The generator was on Regulation prior to the approval of the Self-Dispatch request.

Execute an RTNET Sequence.

Step 4.4.6.1 Primary Responsibility: Loader Operator

Execute and approve a UDS case.

Notes

A UDS solution is required to be executed and approved prior to reassigning regulation.

Step 4.4.6.2 Primary Responsibility: Loader Operator

Assign Regulation per CROP.35002 Regulation.

Step 4.4.7 Primary Responsibility: Generation Operator


Condition(s) to perform this step:

- The Self-Dispatch request was denied.

Log the denial.

Instructions

For a denied Self-Dispatch request use log entry: > GENERATION > SELF SCHEDULE / SELF DISPATCH > Self Dispatch Denied

	CROP.36003 Commitment, De-commitment, Self-Scheduling, and Self-Dispatch	
© 2024	Approved By: Director, Operations	Effective Date: 10/11/2024
Rev # 34	Procedure Owner: Manager, Control Room Operations	Valid Through: 10/11/2026

Step 4.5 Primary Responsibility: Generation Operator

Condition(s) to perform this step:

- A transmission reliability concern exists for a local area or system wide.

Notify the Security Operator and Senior System Operator of the request.

Instructions

Provide the MW value when informing individuals.

Step 4.5.1 Primary Responsibility: Security Operator

Perform a security assessment using Powerflow, ILC Powerflow and STCA.

Notes

The following items should be considered when setting up the Powerflow case:

- System load
- Interchange schedules
- Resources available for dispatch

Step 4.5.1.1 Primary Responsibility: Security Operator

Notify the Senior System Operator and Operations Shift Supervisor of the security assessment results identifying any issues created or worsened.

Step 4.5.2 Primary Responsibility: Senior System Operator

Determine if the Self-Dispatch request will be approved or denied

Step 4.5.3 Primary Responsibility: Senior System Operator

Inform the Control Room Operators of the decision.

Step 4.5.4 Primary Responsibility: Generation Operator

Condition(s) to perform this step:

- If the Self-Dispatch request is approved.

Determine if the generator is currently on Regulation.

Step 4.5.4.1 Primary Responsibility: Generation Operator

Condition(s) to perform this step:

- If the generator is currently in a UCM 6.


Remove the generator from Regulation.

Step 4.5.5 Primary Responsibility: Generation Operator

Notify the DE of the approval or denial of the Self-Dispatch request.

Instructions

- If approved:
 - Confirm the request with the DE;
 - If generator was on Regulation, instruct the DE to take the generator off of Regulation.
- If denied:
 - Provide a reason to the DE.

	CROP.36003 Commitment, De-commitment, Self-Scheduling, and Self-Dispatch	
© 2024	Approved By: Director, Operations	Effective Date: 10/11/2024
Rev # 34	Procedure Owner: Manager, Control Room Operations	Valid Through: 10/11/2026

Step 4.5.6 Primary Responsibility: Generation Operator
Enter a Self-Dispatch MW amount.

Notes

Self-Dispatch MW values should **NOT** be entered into EMS until the generator has been removed from Regulation (UCM 6).

Step 4.5.7 Primary Responsibility: Generation Operator

Condition(s) to perform this step:

- The Self-Schedule flag is **NOT** currently set.

Set the SS flag for the hours of the accepted Self-Dispatch request.

Step 4.5.8 Primary Responsibility: Generation Operator

Condition(s) to perform this step:

- The generator was on Regulation prior to the approval of the Self-Dispatch request.

Execute an RTNET Sequence.

Step 4.5.8.1 Primary Responsibility: Loader Operator

Execute and approve a UDS case.

Notes

A UDS solution is required to be executed and approved prior to reassigning regulation.

Step 4.5.8.2 Primary Responsibility: Loader Operator

Assign Regulation.

Step 4.5.9 Primary Responsibility: Generation Operator


Condition(s) to perform this step:

- The Self-Dispatch request was denied.

Log the denial.

Instructions

For a denied Self-Dispatch request Use log entry: > GENERATION > SELF SCHEDULE / SELF DISPATCH > Self Dispatch Denied

	CROP.36003 Commitment, De-commitment, Self-Scheduling, and Self-Dispatch	
© 2024	Approved By: Director, Operations	Effective Date: 10/11/2024
Rev # 34	Procedure Owner: Manager, Control Room Operations	Valid Through: 10/11/2026

Condition(s) to perform this section:

- DE has notified the Control Room that a generator is now available after tripping off-line.

Section 5 : Respond to a DEs notification of Return to Service post tripping off-line

Step 5.1 Primary Responsibility: Generation Operator
Return the generator to original offer.

Step 5.2 Primary Responsibility: Generation Operator
Notify the Senior System Operator, Operations Shift Supervisor, and Forecaster of the generator returning to service.

Step 5.3 Primary Responsibility: Operations Shift Supervisor
Determine if the ISO requires the generator to be on-line.

Step 5.4 Primary Responsibility: Operations Shift Supervisor
Inform the Control Room Operators and Forecaster of the decision.

Step 5.5 Primary Responsibility: Generation Operator

Condition(s) to perform this step:

- Determined that ISO requires the generator to be on-line.

Notify the DE to startup the generator.

Notes

Do NOT apply a Self-Schedule flag for a non-ESD resource.

Step 5.6 Primary Responsibility: Generation Operator

Condition(s) to perform this step:

- Determined that ISO does NOT require the generator to be on-line.

Notify the DE that a Self-Schedule is required if they choose to startup the generator.

Instructions


If the DE requests to SS the generator, use [Section 2](#) of this procedure to process the DEs request to SS the generator. The SS is required to be set for the entire duration of the remaining commitment (i.e., **NOT** just the start hour).

Step 5.7 Primary Responsibility: Generation Operator

Condition(s) to perform this step:

- The generator is expected to be on-line.

Notify the applicable LCC.

	CROP.36003 Commitment, De-commitment, Self-Scheduling, and Self-Dispatch	
© 2024	Approved By: Director, Operations	Effective Date: 10/11/2024
Rev # 34	Procedure Owner: Manager, Control Room Operations	Valid Through: 10/11/2026

Condition(s) to perform this section:

- DE requests to Self-Schedule an off-line DARD Pump; Or
- DE requests to change the duration of a DARD Pumps Self-Schedule.

Section 6 : Respond to a request from a DE for a DARD Pump Self-Schedule

Notes

- A Self-Schedule is an action by a Market Participant in committing or scheduling its DARD Pump to consume energy in an hour at its Minimum Consumption Limit.
- The System Operators should evaluate and respond to the DE's request within 30 minutes or as soon as feasible if an event occurs.

Step 6.1 Primary Responsibility: Generation Operator

Condition(s) to perform this step:

- The reason, duration, or MW amount was NOT initially provided by the DE.

Determine the reason, duration, and MW amount for the Self-Schedule request.

Step 6.2 Primary Responsibility: Loader Operator

Notify the Security Operator and Senior System Operator of the Self-Schedule request.

Step 6.3 Primary Responsibility: Security Operator

Perform a security assessment using Powerflow, ILC Powerflow, and STCA.

Notes

The following items should be considered when setting up the Powerflow case:

- System load
- Interchange schedules
- Resources available for dispatch

Step 6.4 Primary Responsibility: Senior System Operator

Determine if the Self-Schedule will be approved or denied

Step 6.5 Primary Responsibility: Senior System Operator

Inform the Control Room Operators and Forecaster of the decision.

Instructions


Provide the reason, duration, and MW amount when informing individuals.

Step 6.6 Primary Responsibility: Generation Operator

Notify the DE of the approval or denial of the Self-Schedule request.

Instructions

- If approved, confirm Self-Schedule request.
- If denied, provide a reason.

	CROP.36003 Commitment, De-commitment, Self-Scheduling, and Self-Dispatch	
© 2024	Approved By: Director, Operations	Effective Date: 10/11/2024
Rev # 34	Procedure Owner: Manager, Control Room Operations	Valid Through: 10/11/2026

Step 6.7 Primary Responsibility: Generation Operator

Condition(s) to perform this step:

- The Self-Schedule was approved.

Set the SS flag for the requested hours.

Step 6.7.1 Primary Responsibility: Generation Operator

Redeclare the Max Cons and Min Cons to the applicable MW amount.

Step 6.7.2 Primary Responsibility: Generation Operator

Condition(s) to perform this step:

- Request was to perform owner testing or auditing.

Select the Reason Code.

Instructions


Redeclarations for auditing or owner testing purposes MUST use the reason code "OT", which stands for "Owner Testing". This is required to ensure ISO Settlements processes the data correctly.

Step 6.8 Primary Responsibility: Generation Operator

Log the approval or denial

Instructions

- For **approval** of a Self-Schedule request Use log entry: > GENERATION > SELF SCHEDULE / SELF DISPATCH > Self Schedule Commit
- For **denial** of a Self-Schedule request Use log entry: > GENERATION > SELF SCHEDULE / SELF DISPATCH > Self Schedule Denied

	CROP.36003 Commitment, De-commitment, Self-Scheduling, and Self-Dispatch	
© 2024	Approved By: Director, Operations	Effective Date: 10/11/2024
Rev # 34	Procedure Owner: Manager, Control Room Operations	Valid Through: 10/11/2026

Condition(s) to perform this section:

- DE/DDE requests to de-commit a future hour commitment for an off-line resource; Or
- DE/DDE requests to de-commit an on-line resource.

Section 7 : Respond to a request to de-commit

Notes

The System Operators should evaluate and respond to the DE or DDE’s request within 30 minutes or as soon as feasible if an event occurs.

Step 7.1 Primary Responsibility: Generation Operator

Review the resource parameters and system conditions to determine the actions required.

Instructions

- If the request to de-commit is for a DARD Pump:
 - Go to [Step 7.2](#) and perform the outlined actions.
- If the resource:
 - Is NOT** being dispatched to alleviate a transmission constraint; And
 - Is** a Fast Start; Or
 - Is a non-Fast Start generator with an Eco Max < 50 MW; Or
 - Is a non-Fast Start DRR with a Max Red < 50MW
 - Go to [Step 7.2](#) and perform the outlined actions.
- If the resource:
 - Is NOT** a Fast Start generator and has an Eco Max \geq 50 MW; Or
 - Is NOT** a Fast Start DRR and has a Max Red \geq 50 MW; Or
 - Is** being dispatched to alleviate a transmission constraint.
 - Go to [Step 7.3](#) and perform the outlined actions

Step 7.2 Primary Responsibility: Generation Operator

Condition(s) to perform this step:

- Resource requesting to de-commit is a Fast Start and is NOT being dispatched to alleviate a transmission constraint; Or
- Generator requesting to de-commit is a non-Fast Start with an Eco Max of < 50 MW and is NOT being dispatched to alleviate a transmission constraint; Or
- DRR requesting to de-commit is a non-Fast Start with a Max Red < 50MW and is NOT being dispatched to alleviate a transmission constraint.

Determine if the de-commitment will be approved or denied.

Step 7.2.1 Primary Responsibility: Senior System Operator

Determine if the de-commitment creates or worsens capacity or reserve problems.

Step 7.2.1.1 Primary Responsibility: Senior System Operator

Notify the Operations Shift Supervisor of capacity analysis results.



CROP.36003 Commitment, De-commitment, Self-Scheduling, and Self-Dispatch

© 2024

Approved By: Director, Operations

Effective Date: 10/11/2024

Rev # 34

Procedure Owner: Manager, Control Room Operations

Valid Through: 10/11/2026

Step 7.2.2 Primary Responsibility: Operations Shift Supervisor

Determine if the de-commitment will be approved or denied.

Instructions

The request for de-commitment will be accepted if the following conditions are met:

- The Replacement Reserve requirement is being maintained; And
- OP-19 criteria can be maintained; And
- The initial reason for the commitment is no longer required; Or
- The above requirements cannot be met but there is sufficient time to commit the resource(s) needed.

Notes

Guidance if the resource requesting the de-commitment cleared in the DAM as Self-scheduled is contained in SOP-RTMKTS.0050.0010.

Step 7.2.3 Primary Responsibility: Operations Shift Supervisor

Notify the Generation Operator, Senior System Operator and Forecaster of the approval or denial of the de-commitment request.

Notes

If approved, the Forecaster will need to cancel the CD. This will remove the resource from the Current Operating Plan, and prevent the DRR auto UCM logic from triggering on the original commitment.

Step 7.2.4 Primary Responsibility: Generation Operator

Notify the DE/DDE of the approval or denial of the de-commitment request.

Step 7.2.5 Primary Responsibility: Generation Operator

Condition(s) to perform this step:

- De-commitment of a non-Fast Start resource was approved.

Log the de-commitment.

Instructions


- If the Minimum Run Time or Minimum Reduction Time, as applicable, is **NOT** complete (regardless of Day-Ahead commitment completion):
 - Use log entry: > GENERATION > Waived Min Run Time; Or
 - Use log entry: > GENERATION > DRR > DRR Waived Min Run Time
- If the Minimum Run Time or Minimum Reduction Time, as applicable, is complete but the Day-Ahead commitment is **NOT** complete:
 - Use log entry: > GENERATION > De-Commit Day-Ahead[E]; Or
 - Use log entry: > GENERATION > DRR > DRR De-Commit Day Ahead[E]
- If the Minimum Run Time or Minimum Reduction Time, as applicable is complete, the Day-Ahead commitment is complete, and the resource is de-committing a self-schedule
 - Use log entry: > GENERATION > SELF SCHEDULE / SELF DISPATCH > Decommitment

Step 7.2.6 Primary Responsibility: Generation Operator

Condition(s) to perform this step:

- De-commitment was approved.

Notify the Loader Operator of the de-commitment.

	CROP.36003 Commitment, De-commitment, Self-Scheduling, and Self-Dispatch	
© 2024	Approved By: Director, Operations	Effective Date: 10/11/2024
Rev # 34	Procedure Owner: Manager, Control Room Operations	Valid Through: 10/11/2026

Step 7.2.7 Primary Responsibility: Loader Operator

Condition(s) to perform this step:

- De-commitment of a non-Fast Start resource was approved; And
- Generator is above its Eco Min.

Dispatch the generator to Eco Min in preparation for shut down.

Instructions

- Perform the following to dispatch the generator to Eco Min:
 - Contact and provide the DE a verbal dispatch instruction to Eco Min in preparation for shut down;
 - Request the DE notify ISO-NE when at Eco Min;
 - Place the generator in UCM 3.
- If a reliability concern exists or at the discretion of the Operations Shift Supervisor:
 - Dispatch the generator to Eco Min using a Manual DDP.

Notes

If a CD-SPD is approved while a manual DDP is in place, the CD-SPD will override the manual DDP.

Step 7.2.8 Primary Responsibility: Loader Operator

Condition(s) to perform this step:

- Generator is at Eco Min for shut down.

Release the generator for shut down by using the Release for Shut Down (RSD) button.

Step 7.2.8.1 Primary Responsibility: Loader Operator

Notify the DE that the generator can be shut down.

Notes

DDEs do **NOT** need to be verbally notified when a DRR is released for shut down.

Step 7.3 Primary Responsibility: Generation Operator

Condition(s) to perform this step:

- Generator requesting to de-commit is **NOT** a Fast Start and has an Eco Max of ≥ 50 MW; Or
- DRR requesting to de-commit is **NOT** a Fast Start and has a Max Red ≥ 50 MW; Or
- Resource requesting to de-commit is being dispatched to alleviate a transmission constraint.

Notify the Security Operator and Senior System Operator of the request.

Step 7.3.1 Primary Responsibility: Security Operator

Perform a security assessment using Powerflow, ILC Powerflow, STCA and Double C.

Notes

The following items should be considered when setting up the Powerflow case:

- System load
- Interchange schedules
- Resources available for dispatch

Step 7.3.1.1 Primary Responsibility: Security Operator

Contact the associated LCC Operator and determine if allowing the de-commitment will create a local reliability issue.



CROP.36003 Commitment, De-commitment, Self-Scheduling, and Self-Dispatch

© 2024

Approved By: Director, Operations

Effective Date: 10/11/2024

Rev # 34

Procedure Owner: Manager, Control Room Operations

Valid Through: 10/11/2026

Step 7.3.1.2 Primary Responsibility: Security Operator

Review the Outage requests to determine if the resource is must run.

Step 7.3.1.3 Primary Responsibility: Security Operator

Notify the Senior System Operator and Operations Shift Supervisor of the ISO-NE and LCC security assessment results identifying any issues created or worsened.

Step 7.3.2 Primary Responsibility: Senior System Operator

Determine if the de-commitment creates or worsens capacity or reserve problems.

Step 7.3.2.1 Primary Responsibility: Senior System Operator

Notify the Operations Shift Supervisor of capacity analysis results.

Step 7.3.3 Primary Responsibility: Operations Shift Supervisor

Determine if the de-commitment will be approved or denied.

Instructions

The request for de-commitment will be accepted if the following conditions are met:

- The Replacement Reserve requirement is being maintained; And
- OP-19 criteria can be maintained; And
- The initial reason for the commitment is no longer required; Or
- The above requirements cannot be met but there is sufficient time to commit the resource(s) needed.

Notes

Guidance if the resource requesting the de-commitment cleared in the DAM as Self-scheduled is contained in SOP-RTMKTS.0050.0010.

Step 7.3.4 Primary Responsibility: Operations Shift Supervisor

Notify the Generation Operator, Senior System Operator and Forecaster of the approval or denial of the de-commitment request.

Notes

If approved, the Forecaster will need to cancel the CD. This will remove the resource from the Current Operating Plan, and prevent the DRR auto UCM logic from triggering on the original commitment.

Step 7.3.5 Primary Responsibility: Generation Operator

Notify the DE/DDE of the approval or denial of the de-commitment request.

Step 7.3.6 Primary Responsibility: Generation Operator

Condition(s) to perform this step:

- The de-commitment request was denied.

Log the denial of the de-commitment request.

Instructions

- Use log entry: > GENERATION > SELF SCHEDULE / SELF DISPATCH > Decommitment Denied; Or
- Use log entry: > GENERATION > De-Commit Day Ahead[E]; Or
- Use log entry: > GENERATION > DRR > DRR De-Commit Day Ahead[E]



CROP.36003 Commitment, De-commitment, Self-Scheduling, and Self-Dispatch

© 2024

Approved By: Director, Operations

Effective Date: 10/11/2024

Rev # 34

Procedure Owner: Manager, Control Room Operations

Valid Through: 10/11/2026

Step 7.3.6.1 Primary Responsibility: Generation Operator

Condition(s) to perform this step:

- The generator is currently Self-Scheduled.

Remove the SS flag.

Step 7.3.7 Primary Responsibility: Generation Operator

Condition(s) to perform this step:

- De-commitment was approved.

Log the de-commitment.

Instructions

- If the Minimum Run Time or Minimum Reduction Time, as applicable, is **NOT** complete (regardless of Day-Ahead commitment completion):
 - Use log entry: > GENERATION > Waived Min Run Time; Or
 - Use log entry: > GENERATION > DRR > DRR Waived Min Run Time
- If the Minimum Run Time or Minimum Reduction Time, as applicable, is complete but the Day-Ahead commitment is **NOT** complete:
 - Use log entry: > GENERATION > De-Commit Day-Ahead[E]; Or
 - Use log entry: > GENERATION > DRR > DRR De-Commit Day Ahead[E]
- If the Minimum Run Time or Minimum Reduction Time, as applicable is complete, the Day-Ahead commitment is complete, and the resource is de-committing a self-schedule
 - Use log entry :GENERATION > SELF SCHEDULE / SELF DISPATCH > Decommitment

Step 7.3.7.1 Primary Responsibility: Generation Operator

Notify the Loader Operator of the de-commitment.

Step 7.3.7.2 Primary Responsibility: Loader Operator

Condition(s) to perform this step:

- Generator is above its Eco Min.

Dispatch the generator to Eco Min in preparation for shut down.

Instructions

- Perform the following to dispatch the generator to Eco Min:
 - Contact and provide the DE a verbal dispatch instruction to Eco Min in preparation for shut down;
 - Request the DE notify ISO-NE when at Eco Min;
 - Place the generator in UCM 3.
- If a reliability concern exists or at the discretion of the Operations Shift Supervisor:
 - Dispatch the generator to Eco Min using a Manual DDP.

Notes

If a CD-SPD is approved while a manual DDP is in place, the CD-SPD will override the manual DDP.



CROP.36003 Commitment, De-commitment, Self-Scheduling, and Self-Dispatch

© 2024	Approved By: Director, Operations	Effective Date: 10/11/2024
Rev # 34	Procedure Owner: Manager, Control Room Operations	Valid Through: 10/11/2026

Step 7.3.7.3 Primary Responsibility: Loader Operator

Condition(s) to perform this step:

- Generator is at Eco Min for shut down.

Release the generator for shut down.


Instructions

Perform the following::

- Contact the DE and release the unit for shutdown;
- Click the Release for Shutdown “RSD” button.

Notes

DDEs do **NOT** need to be verbally notified when a DRR is released for shut down.

	CROP.36003 Commitment, De-commitment, Self-Scheduling, and Self-Dispatch	
© 2024	Approved By: Director, Operations	Effective Date: 10/11/2024
Rev # 34	Procedure Owner: Manager, Control Room Operations	Valid Through: 10/11/2026

Condition(s) to perform this section:

- Reliability commitment is required.

Section 8 : Commit for reliability

Step 8.1 Primary Responsibility: Operations Shift Supervisor

Request that the Forecaster provide a list reflecting the least cost capacity available for commitment.

Notes

The Forecaster provides the list of available resources upon request.

Step 8.2 Primary Responsibility: Operations Shift Supervisor

Determine the resource(s) required to be committed for system conditions and the required release for dispatch time(s).

Step 8.2.1 Primary Responsibility: Operations Shift Supervisor

Inform the Control Room Operators and Forecaster of the commitment, reason, resource(s) required, and release for dispatch time(s).

Notes

- Forecaster will need to create a Manual Commitment in the Commitment Decision Processor (CDP).
- The Forecaster is responsible for making the supplemental commitment log entry.

Step 8.2.2 Primary Responsibility: Senior System Operator

Condition(s) to perform this step:

- A non-fast start is committed.

Perform Section 1 of this procedure to issue the startup.

Notes


This action is coordinated with the Forecaster to ensure the startup call to the DE/DDE and the actions in the Commitment Decision Processor (CDP) occur at the same time.

Step 8.2.3 Primary Responsibility: Senior System Operator

Notify the applicable LCC.

Step 8.2.4 Primary Responsibility: Senior System Operator

Notify the Control Room Operators of the resource(s) committed and expected breaker closure times.

	CROP.36003 Commitment, De-commitment, Self-Scheduling, and Self-Dispatch	
© 2024	Approved By: Director, Operations	Effective Date: 10/11/2024
Rev # 34	Procedure Owner: Manager, Control Room Operations	Valid Through: 10/11/2026

Step 8.3 Primary Responsibility: Loader Operator

Condition(s) to perform this step:

- A Fast Start resource is required to be brought on-line for reliability (other than SCR) and EMS cannot send the startup order due to no CLOGGER item to activate.

Issue a startup to a Fast Start using the Fast Start Manual Dispatch display.

Instructions

- Perform the following:
 - Click "RTG";
 - Click "FS";
 - Set a flag in the "Include" column for the applicable resource;
 - Access the "Preview Candidates" tab;
 - Review the included resources to ensure the correct resources were selected for startup;
 - Click the "Issue Startup" button and "OK" on the pop up.

Notes

- A manual dispatch value should **NOT** be entered until the Fast Start is on-line and in a UCM 4; this is done to prevent software errors.
- The actions shown in the Instructions of this step are the actions specified from CROP.25007 Manual Dispatch.

Step 8.3.1 Primary Responsibility: Loader Operator

Log the implementation of Fast Start Manual Dispatch.

Instructions

Use log entry: > GENERATION > Fast Start Manual Dispatch Issued

Step 8.4 Primary Responsibility: Generation Operator


Condition(s) to perform this step:

- A generator or DARD Pump is brought on-line for a reliability reason that cannot be activated in CLOGGER to achieve proper dispatch.

Update the applicable limits.

Notes

In order to achieve proper dispatch, an ISO Imposed Eco Min is used in cases where Generators or DARD Pumps are brought on-line for a reliability reason that **cannot** be activated in CLOGGER.

	CROP.36003 Commitment, De-commitment, Self-Scheduling, and Self-Dispatch	
© 2024	Approved By: Director, Operations	Effective Date: 10/11/2024
Rev # 34	Procedure Owner: Manager, Control Room Operations	Valid Through: 10/11/2026

Condition(s) to perform this section:

- Commitment is required for Operating Reserves.

Section 9 : Commit for Operating Reserves

Step 9.1 Primary Responsibility: Operations Shift Supervisor

Request that the Forecaster provide a list reflecting the least cost capacity available for commitment.

Notes

The Forecaster provides the list of available resources upon request.

Step 9.2 Primary Responsibility: Operations Shift Supervisor

Determine the resource(s) required to be committed for Operating Reserves and the required release for dispatch time(s).

Step 9.3 Primary Responsibility: Operations Shift Supervisor

Inform the Control Room Operators and Forecaster which resource(s) need to be issued a startup order and release for dispatch time(s).

Notes

- Forecaster will need to create a Manual Commitment in the Commitment Decision Processor (CDP).
- Forecaster is responsible for making the supplemental commitment log entry.

Step 9.4 Primary Responsibility: Senior System Operator

Perform Section 1 of this procedure to issue the startup.

Notes


This action is coordinated with the Forecaster to ensure the startup call to the DE/DDE and the actions in the Commitment Decision Processor (CDP) occur at the same time.

Step 9.5 Primary Responsibility: Senior System Operator

Notify the applicable LCC.

Step 9.6 Primary Responsibility: Senior System Operator

Notify Control Room Operators of the resource(s) committed and expected breaker closure times.

	CROP.36003 Commitment, De-commitment, Self-Scheduling, and Self-Dispatch	
© 2024	Approved By: Director, Operations	Effective Date: 10/11/2024
Rev # 34	Procedure Owner: Manager, Control Room Operations	Valid Through: 10/11/2026

Condition(s) to perform this section:

- An LCC Operator requested a resource be brought on-line at a specific value for local area reliability (SCR); Or
- An LCC requests a resource to operate at a different output for local area reliability (SCR) that was NOT previously committed SCR.

Section 10 : LCC Requests that a resource be brought on-line, or dispatched, for local area reliability

Notes

Resources should only be brought on-line SCR for reliability purposes to provide relief for constraints (thermal, voltage or stability) not reflected in the ISO's systems or Operating Procedures.

Step 10.1 Primary Responsibility: Any Control Room Operator

Condition(s) to perform this step:

- A resource is being committed based on an LCC Operator request for local area reliability (SCR)

Inform the LCC Operator that "the resource will be billed to the local Transmission Owner (TO)/Distribution Company".

Notes

This step only needs to be performed upon the initial commitment, not if it is already committed as SCR and being dispatched to a new output.

Step 10.2 Primary Responsibility: Any Control Room Operator

Notify the Control Room Operators of the SCR request.

Step 10.3 Primary Responsibility: Loader Operator

Condition(s) to perform this step:

- A resource is being started up for local area reliability (SCR); Or
- A resource is being dispatched to a different output, based on an LCC Operator request for local area reliability (SCR) that was NOT previously committed SCR.

Notify the Forecaster of the resource being started up, or dispatched to a different output, and the reason.

Notes

Forecaster will need to create a Manual Commitment in the Commitment Decision Processor (CDP) for the SCR.

Step 10.4 Primary Responsibility: Senior System Operator


Condition(s) to perform this step:

- A non-Fast Start is committed.

Perform Section 1 of this procedure to issue the startup.

Notes

This action is coordinated with the Forecaster to ensure the startup call to the DE/DDE and the actions in the Commitment Decision Processor (CDP) occur at the same time.

	CROP.36003 Commitment, De-commitment, Self-Scheduling, and Self-Dispatch	
© 2024	Approved By: Director, Operations	Effective Date: 10/11/2024
Rev # 34	Procedure Owner: Manager, Control Room Operations	Valid Through: 10/11/2026

Step 10.5 Primary Responsibility: Loader Operator

Condition(s) to perform this step:

- A Fast-Start resource is being started up based on an LCC Operator request for local area reliability (SCR)

Issue a startup to a Fast Start using the Fast Start Manual Dispatch display.

Instructions

- Perform the following:
 - Click "RTG";
 - Click "FS";
 - Set a flag in the "Include" column for the applicable resource;
 - Access the "Preview Candidates" tab;
 - Review the included resources to ensure the correct resources were selected for startup;
 - Click the "Issue Startup" button and "OK" on the pop up.

Notes

- This action is coordinated with the Forecaster to ensure the startup call to the DE/DDE and the actions in the Commitment Decision Processor (CDP) occur at the same time.
- A manual dispatch value should **NOT** be entered until the Fast Start is on-line and in a UCM 4; this is done to prevent software errors.
- The actions shown in the Instructions of this step are the actions specified from CROP.25007 Manual Dispatch.

Step 10.6 Primary Responsibility: Loader Operator

Condition(s) to perform this step:

- An LCC is requesting the SCR unit on-line greater than its Eco Min; Or
- An LCC is requesting an increased output of an on-line SCR resource.


Enter an ISO Imposed Eco Min at the LCC requested output.

Step 10.7 Primary Responsibility: Loader Operator

Log the SCR commitment.

Instructions

- Use log entry: > GENERATION > SCR
- Identify:
 - Resource
 - Reason
 - LCC Notification
 - Start Time

	CROP.36003 Commitment, De-commitment, Self-Scheduling, and Self-Dispatch	
© 2024	Approved By: Director, Operations	Effective Date: 10/11/2024
Rev # 34	Procedure Owner: Manager, Control Room Operations	Valid Through: 10/11/2026

Condition(s) to perform this section:

- An LCC Operator notifies the Control Room that a Fast Start resource is no longer required for local area reliability (SCR); Or
- Determine an on-line Fast Start resource is no longer required to be on-line for reliability (SCR, VSU, RMR)

Section 11 : Fast Start resource on-line for reliability (SCR, VSU, RMR) is no longer required

Step 11.1 Primary Responsibility: Any Control Room Operator
Notify the Control Room Operators of the reliability requirement (SCR, VSU, RMR) termination.

Step 11.2 Primary Responsibility: Any Control Room Operator
Notify the Forecaster that the resource is no longer needed for reliability.

Notes

The Forecaster will need to update the commitment information to allow the dispatch software to dispatch the resource properly.

Step 11.3
Perform the following once notified by the Forecaster they have updated the commitment information.

Step 11.3.1 Primary Responsibility: Loader Operator
Execute and Evaluate RTUC Results.

Instructions

Evaluate the Successful RTUC case's Operating Plan to verify that the applicable resource is **NOT** included in future RTUC intervals.

Step 11.3.2 Primary Responsibility: Loader Operator
Dispatch the applicable Fast Start resource in accordance with CROP. 35005 Dispatch using RTUC and UDS.

Step 11.3.3 Primary Responsibility: Loader Operator

Condition(s) to perform this step:


- RTUC results do **NOT** include a shut down for the Fast Start resource that is no longer needed for local area reliability (SCR).

Notify the DE that the resource can be shut down.

Step 11.3.4 Primary Responsibility: Loader Operator
Update the SCR log entry with end time of the de-commitment.

Instructions

- Use log entry: > GENERATION > SCR
- Identify:
 - LCC Notification
 - End Time

	CROP.36003 Commitment, De-commitment, Self-Scheduling, and Self-Dispatch	
© 2024	Approved By: Director, Operations	Effective Date: 10/11/2024
Rev # 34	Procedure Owner: Manager, Control Room Operations	Valid Through: 10/11/2026

Condition(s) to perform this section:

- Resource was committed, but system conditions no longer require a specific resource to be on-line and it needs to be determined if ISO-NE can cancel the startup of a resource.

Section 12: Determine if a non-Fast Start resource startup can be cancelled

Step 12.1 Primary Responsibility: Senior System Operator

Verify that the generator is NOT a gas-fired generator.

Notes

Gas-fired generators that are ordered to come on-line after the close of the Day-Ahead Energy Market will **NOT** have startups cancelled unless there is a reliability concern that needs to be addressed.

Step 12.2 Primary Responsibility: Senior System Operator

Verify that the resource does NOT have a DA commitment.

Notes

Resource must meet its DA commitment.

Step 12.3 Primary Responsibility: Senior System Operator

Inform the Security Operator of the resource startup to be cancelled.

Step 12.3.1 Primary Responsibility: Security Operator

Inform the applicable LCC of the resource startup to be cancelled.

Step 12.4 Primary Responsibility: Security Operator

Perform a security assessment using Powerflow, ILC, STCA and Double C.

Notes

The following items should be considered when setting up the Powerflow case:

- System load
- Interchange schedules
- Resources available for dispatch

Step 12.5 Primary Responsibility: Security Operator

Review the Outage requests to determine if the resource is must run.

Step 12.6 Primary Responsibility: Security Operator

Determine if the cancellation can be allowed based on reliability.

Standard(s) for completion:


- Cancellation will only be allowed if reliability problems are **NOT** created or worsened.

Step 12.6.1 Primary Responsibility: Security Operator

Notify the Senior System Operator and Operations Shift Supervisor of security analysis results.

Step 12.7 Primary Responsibility: Senior System Operator

Determine if the cancellation creates or worsens capacity or reserve problems.

	CROP.36003 Commitment, De-commitment, Self-Scheduling, and Self-Dispatch	
© 2024	Approved By: Director, Operations	Effective Date: 10/11/2024
Rev # 34	Procedure Owner: Manager, Control Room Operations	Valid Through: 10/11/2026

Step 12.7.1 Primary Responsibility: Senior System Operator
Notify the Operations Shift Supervisor of capacity analysis results.

Step 12.8 Primary Responsibility: Operations Shift Supervisor
Determine if the startup will be cancelled.

Standard(s) for completion:

- A non-Fast-Start resource startup will be cancelled if reliability, capacity, or reserve problems are **NOT** created or worsened; And
- Resource is **no** longer required for the initial reason for the commitment.

Step 12.9 Primary Responsibility: Operations Shift Supervisor
Notify the Senior System Operator and Forecaster of the approval or denial of the startup cancellation.

Step 12.10 Primary Responsibility: Senior System Operator

Condition(s) to perform this step:

- The startup cancellation was approved.

Notify the DE/DDE that the resource startup has been cancelled.

Step 12.11 Primary Responsibility: Senior System Operator


Condition(s) to perform this step:

- The startup cancellation was approved.

Log the startup cancellation.

Instructions

- Use log entry: > FORECASTER / GAS > UNIT STARTUP COMPENSATION > Cancelled Startup [E]; Or
- Use log entry: > GENERATION > DRR > DRR Cancelled Startup [E]
- Include the following:
 - Unit;
 - Scheduled Release For Dispatch;
 - Scheduled Release For Dispatch Reason;
 - Cancelled Start Notification Date/Time;
 - Cancelled Start Reason.

	CROP.36003 Commitment, De-commitment, Self-Scheduling, and Self-Dispatch	
© 2024	Approved By: Director, Operations	Effective Date: 10/11/2024
Rev # 34	Procedure Owner: Manager, Control Room Operations	Valid Through: 10/11/2026

Condition(s) to perform this section:

- System conditions no longer require a specific resource to be on-line and it needs to be determined if ISO-NE can de-commit and shut down a resource.

Section 13 : Determine if a non-Fast Start resource can be shut down

Step 13.1 Primary Responsibility: Loader Operator

Determine if the resource has met its DA commitment and minimum run time or minimum reduction time, as applicable.

Notes

Resource must meet its DA commitment.

Step 13.2 Primary Responsibility: Loader Operator

Inform the Security Operator, Senior System Operator and applicable LCC of the resource to be shut down.

Step 13.3 Primary Responsibility: Security Operator

Perform a security assessment using Powerflow, ILC, STCA and Double C.

Notes

The following items should be considered when setting up the Powerflow case:

- System load
- Interchange schedules
- Resources available for dispatch

Step 13.4 Primary Responsibility: Security Operator

Review the Outage requests to determine if the resource is must run.

Step 13.5 Primary Responsibility: Security Operator

Determine if the shut down can be allowed based on reliability.

Instructions

The resource will be allowed to shutdown if the following conditions are met:

- The Replacement Reserve requirement is being maintained; And
- OP-19 criteria can be maintained; And
- The initial reason for the commitment is no longer required.

Step 13.5.1 Primary Responsibility: Security Operator

Condition(s) to perform this step:

- Shut down can be allowed.

Notify the Loader Operator of the determination.



CROP.36003 Commitment, De-commitment, Self-Scheduling, and Self-Dispatch

© 2024	Approved By: Director, Operations	Effective Date: 10/11/2024
Rev # 34	Procedure Owner: Manager, Control Room Operations	Valid Through: 10/11/2026

Step 13.5.1.1 Primary Responsibility: Loader Operator

Condition(s) to perform this step:

- A non-Fast Start generator is above the Eco Min.

Dispatch the generator to Eco Min in preparation for shut down.

Instructions

- Perform the following to dispatch the generator to Eco Min:
 - Contact and provide the DE a verbal dispatch instruction to Eco Min in preparation for shut down;
 - Request the DE notify ISO-NE when at Eco Min;
 - Place the generator in UCM 3.

- If a reliability concern exists or at the discretion of the Operations Shift Supervisor:
 - Dispatch the generator to Eco Min using a Manual DDP.

Notes

CD-SPD will override a manual DDP.

Step 13.5.1.2 Primary Responsibility: Loader Operator

Condition(s) to perform this step:

- Generator is at Eco Min for shut down.

Release the resource for shut down by using the Release for Shut Down (RSD) button.

Step 13.5.1.3 Primary Responsibility: Loader Operator

Notify the DE that the generator can be shut down.

Notes

DDEs do NOT need to be verbally notified when a DRR is released for shut down.

Step 13.5.2 Primary Responsibility: Security Operator

Condition(s) to perform this step:

- Shut down CANNOT be allowed.

Notify the Senior System Operator and Operations Shift Supervisor.

Step 13.5.2.1 Primary Responsibility: Security Operator

Notify the applicable LCC of the Reliability Commitment.

Step 13.5.2.2 Primary Responsibility: Senior System Operator

Notify the Forecaster of the Reliability Commitment.

Instructions

Forecaster will need to create a Manual Commitment Decision.

Step 13.5.2.3 Primary Responsibility: Senior System Operator

Contact the DE/DDE for the resource and inform them of the Reliability Commitment.



CROP.36003 Commitment, De-commitment, Self-Scheduling, and Self-Dispatch

© 2024

Approved By: Director, Operations

Effective Date: 10/11/2024

Rev # 34

Procedure Owner: Manager, Control Room Operations

Valid Through: 10/11/2026

Step 13.5.2.4 Primary Responsibility: Senior System Operator

Notify the Loader of anticipated Release for Shutdown time.

Step 13.5.2.4.1 Primary Responsibility: Loader Operator

Modify the ramp schedules in RTUC with the new Release for Shutdown time using CROP.35005 Dispatch using RTUC and UDS.



CROP.36003 Commitment, De-commitment, Self-Scheduling, and Self-Dispatch

© 2024

Approved By: Director, Operations

Effective Date: 10/11/2024

Rev # 34

Procedure Owner: Manager, Control Room Operations

Valid Through: 10/11/2026

Revision History

Rev. No.	Date (MM/DD/YY)	Reason	Contact
--	04/07/21	For previous revision history, refer to Rev 23 available through Ask ISO.	Steven Gould
25	05/24/21	Updated guidance on when a Self-Schedule is required.	Steven Gould
26	09/07/21	Added steps 1.1.1 and 1.1.2 to determine non-Fast Start unit commitments. Updated section 7.2 and 7.3 for logging the decommitment of a resource self schedule. Updated section 10 to align with forecast office needs when SCR is dispatched. Updated common procedure information.	Steven Gould
27	01/24/22	Adjusted formatting, Added note to background information to clarify functionality of RTUC/UDS with regard to QFS which change their operating parameters	Steven Gould
28	05/11/22	Updated Step 12.11 for settlements clarification, Formatting and corrected title of CROP.35005 where applicable, added background information.	Jonathan Gravelin
29	08/16/22	Updated Step 7.2.1 and 7.2.2; Changed Standard for completion to Instructions in Step 7.3.3, Removed Note in Step 7.3.4. Moved Step 7.3.5.1 to 7.3.6.1; Added Instruction to Step 7.3.7.3	Jonathan Gravelin
30	11/02/22	Added Notes to Section 10, Minor grammar changes	Jonathan Gravelin
31	02/01/23	Added information to Steps: 2.4, 2.4.1, 3.5, 3.5.1, 4.5, 4.5.1, 7.3, 7.3.1, 12.4, 13.2, 13.3 and 13.5; Added Step 6.2, 6.3 and 8.2.4; Deleted old Step 6.2; Modified language in Section 9; Added Step 9.6.	Jonathan Gravelin
32	07/25/23	Updated References, Updated Condition to Enter in Section 10 and Step 10.3, Added Step 10.6.; Fixed formatting between Step 7.3.6.1 and 7.3.7; Modified Step 7.2.3 to align with 7.3.4;	Jonathan Gravelin
33	01/22/24	Added Instructions and Notes to Step 1.3; Changed responsibility on Steps 4.5.2, 4.5.3, 7.3.6 and 10.4; Modified Step 12.6.1	Jonathan Gravelin
34	09/26/24	Updated Procedure Background, Updated Instructions in Step 2.3.3 and 2.4.8, Removed Instructions from 2.4.10 as it was duplicate of 2.4.8; Updated Steps 7.2.5 and 7.3.7 and removed Notes for the need to create decommitment log entry when it crosses the day boundary; Added Notes to Step 2.3.1 and 2.4.6	Jonathan Gravelin