



ISO New England Update

Consumer Liaison Group Meeting

Anne George

VICE PRESIDENT, EXTERNAL AFFAIRS & CORPORATE COMMUNICATIONS



ISO New England's Role in State Policymaking

- **Monitor** the legislative and policymaking developments in the six New England states and the federal government
- **Educate** policymakers on the roles and responsibilities of the ISO, and **provide updates** on the regional energy landscape
- **Work to incorporate**, to the extent feasible, the states' energy policies into ISO planning, markets, and operations (e.g., energy-efficiency and solar photovoltaic (PV) forecasts)

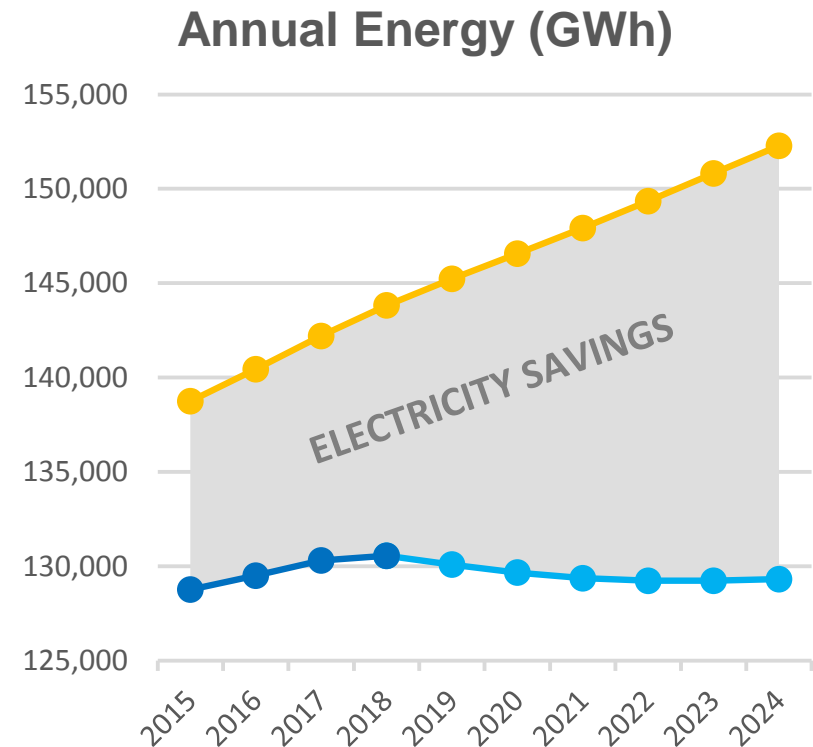
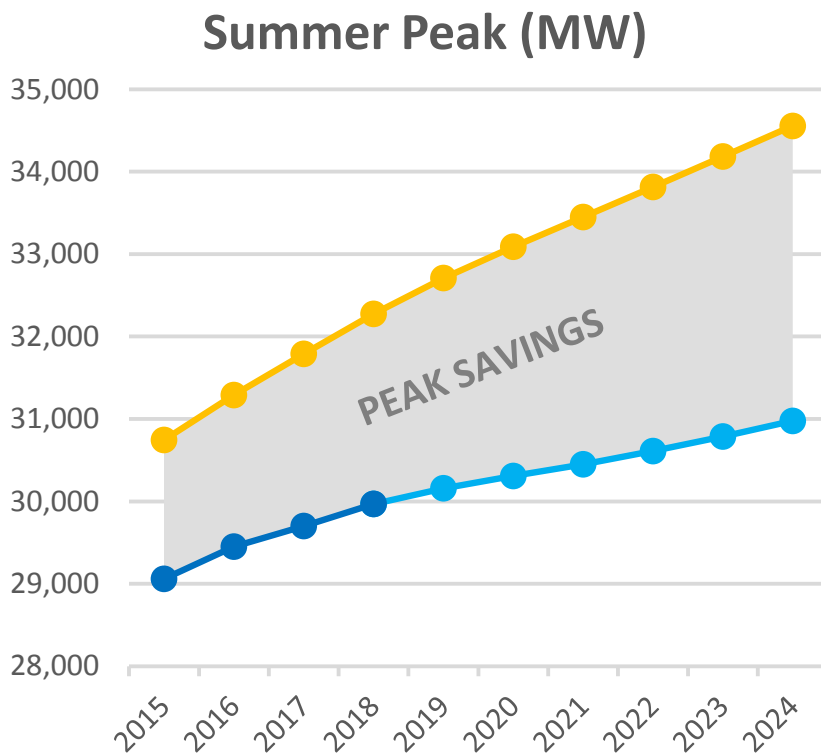


ISO's 2015 Energy-Efficiency (EE) Forecast Accounts for State-Sponsored EE Programs

- Final 2015 Energy-Efficiency Forecast released in April
 - Region is expected to spend more than **\$6 billion** on energy-efficiency programs from 2019 to 2024
 - Region is expected to average about **1,600 GWh** of energy savings annually in the 2019 to 2024 timeframe
 - Reductions in peak demand are expected to average about **200 MW** per year over the forecast period
- EE forecast is used by ISO system planners as they study and plan New England's transmission system



Energy Efficiency is Slowing Peak Demand Growth and Flattening Energy Use



The gross forecast of peak demand and energy use



The forecast minus the impact of EE participating in the Forward Capacity Market to date



The forecast minus anticipated EE growth

Source: [Final ISO New England EE Forecast for 2019-2024](#) (April 2015)

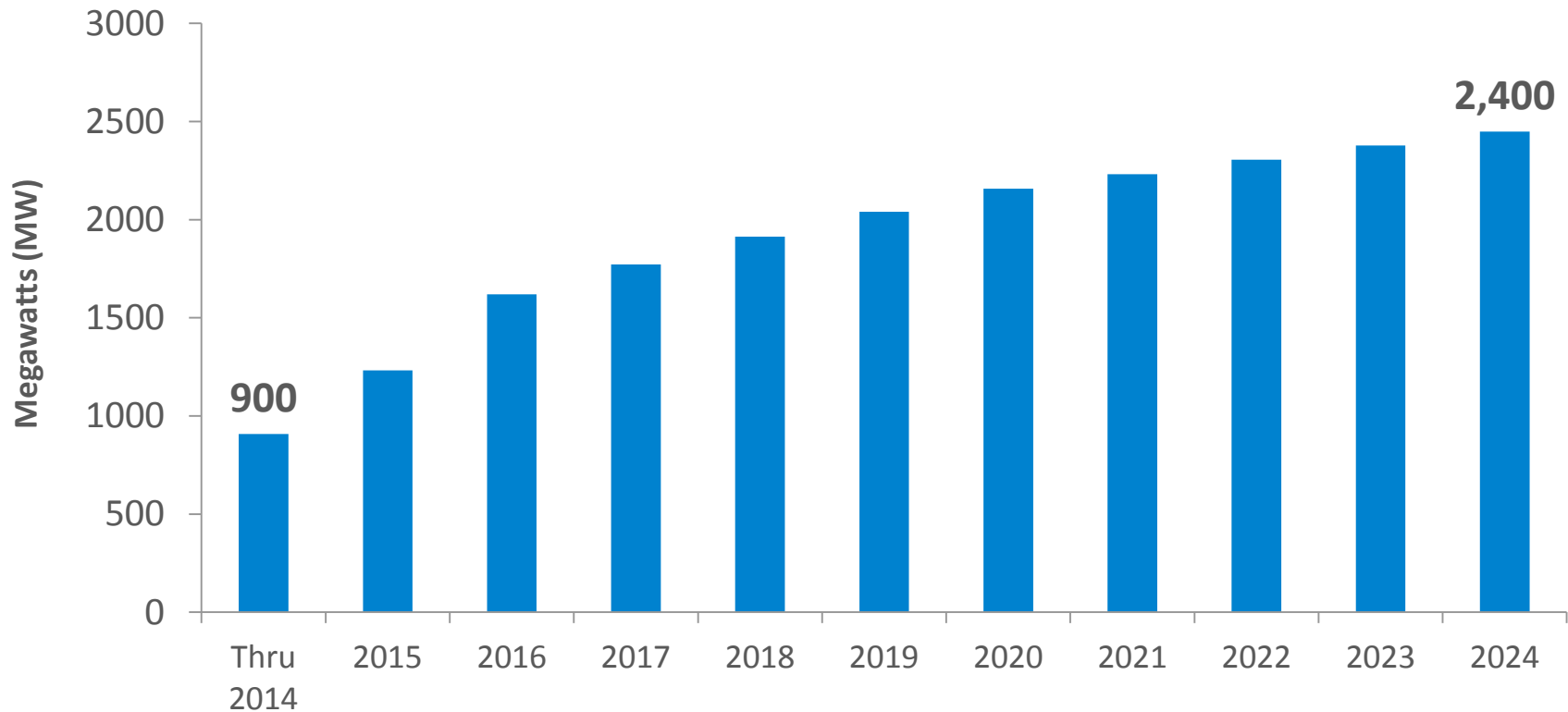
ISO's 2015 Solar Photovoltaic (PV) Forecast Accounts for State-Sponsored Solar Programs

- Final 2015 Solar PV Forecast released in April
 - Solar PV forecast shows more than **900 MW** (AC nameplate) of solar PV installed in New England through 2014
 - More than **2,400 MW** of solar PV expected through 2024
- ISO system planners are using load forecasts that incorporate the future development of PV as they study and plan New England's transmission system
- ISO is working with stakeholders to determine the impact of solar PV on the overall amount of capacity needed in our next forward capacity auction



2015 Solar PV Forecast Shows Strong Growth in Solar through 2024

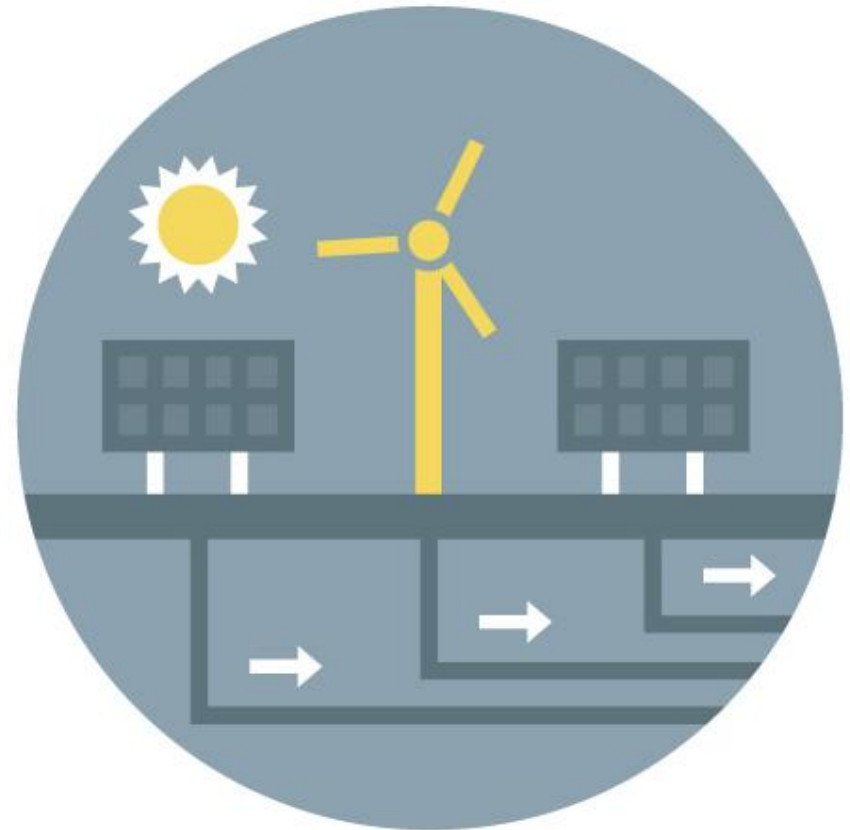
Cumulative Growth in Solar PV through 2024



Source: [Final PV Forecast](#) (April 2015); Note: MW values are AC nameplate

ISO Releases Discussion Paper on the Capacity Market and a Renewable Energy Future

- Describes the magnitude of renewable energy coming onto the system and the interaction of related state policies with the region's wholesale electricity markets
- Discusses the impact of increasing levels of renewable resources (i.e., wind and solar) on other resources participating in the wholesale electricity markets



The Importance of a Performance-Based Capacity Market to Ensure Reliability as the Grid Adapts to a Renewable Energy Future (June 2015)
http://www.iso-ne.com/static-assets/documents/2015/06/iso_ne_capacity_mkt_discussion_paper_06_03_2015.pdf

ISO Releases 2014 Annual Markets Report

The region's wholesale electricity markets operated competitively in 2014, with prices that reflected the cost of production

- Assesses the state of competition in the wholesale electricity markets administered by the ISO during the most recent operating year
- Each year, the ISO presents the results of this assessment to state and federal policymakers “with jurisdiction over the competitive operation of electric power markets” in New England, in accordance with its tariff



ISO New England's Internal Market Monitor 2014 Annual Markets Report (May 2015)
<http://www.iso-ne.com/static-assets/documents/2015/05/2014-amr.pdf>

Questions

