February 28, 2017

VIA ELECTRONIC FILING

The Honorable Kimberly D. Bose, Secretary
Federal Energy Regulatory Commission
888 First Street, NE
Washington, DC 20426

Re: ISO New England Inc., Docket No. ER17-___-000
Forward Capacity Auction Results Filing
April 14, 2017 COMMENT DATE REQUIRED BY REGULATION

Dear Secretary Bose:

Pursuant to Section 205 of the Federal Power Act ("FPA")[1] and Section III.13.8.2 of the ISO New England Transmission, Markets and Services Tariff (the "Tariff"),[2] ISO New England Inc. (the "ISO") submits this Forward Capacity Auction Results Filing ("FCA Results Filing") for the eleventh Forward Capacity Auction ("FCA").[3] Section III.13.8.2 (a) of the Tariff requires the ISO to file the results of the FCA with the Federal Energy Regulatory Commission ("Commission" or "FERC") as soon as practicable after the FCA is complete. The eleventh FCA was held on February 6, 2017 for the June 1, 2020 through May 31, 2021 Capacity Commitment Period. The ISO submits this filing in accordance with the Tariff.

Pursuant to Section III.13.8.2 (c) of the Tariff, any objection to the FCA results must be filed with the Commission within 45 days from the date of the FCA Results Filing. **Accordingly, any objections must be filed on or before April 14, 2017, and the ISO requests that the Commission issue a notice setting an April 14, 2017 comment date.** As discussed below, the ISO requests an effective date of June 28, 2017, which is 120 days from the date of this submission.

[1] 16 U.S.C. § 824d (2006).

[2] The rules governing the Forward Capacity Market ("FCM Rules") are primarily contained in Section III.13 of the Tariff, but also may include other provisions, including portions of Section III.12.

[3] Capitalized terms used but not otherwise defined in this filing have the meanings ascribed thereto in the Tariff, the Second Restated New England Power Pool Agreement and the Participants Agreement.

ISO New England Inc.
One Sullivan Road, Holyoke, MA 01040-2841
www.iso-ne.com T 413 535-4177 F 413 535-4379

In accordance with Section III.13.8.2 of the Tariff, this submission contains the results of the eleventh FCA, including the Capacity Zones in the auction; the Capacity Clearing Price in each of those Capacity Zones; a list of which resources received Capacity Supply Obligations in each Capacity Zone; and the amount of those Capacity Supply Obligations. Pursuant to Tariff Section III.12.4, the Capacity Zones for the eleventh FCA were the Southeast New England ("SENE") Capacity Zone, the Northern New England ("NNE") Capacity Zone and the Rest-of-Pool Capacity Zone. The SENE Capacity Zone includes Northeastern Massachusetts/Boston, Southeastern Massachusetts, and Rhode Island. The NNE Capacity Zone includes Maine, New Hampshire and Vermont. The Rest-of-Pool Capacity Zone includes Connecticut and Western/Central Massachusetts.

The auction commenced with a starting price of $18.624/kW-month and concluded for the SENE, NNE and Rest-of-Pool Capacity Zones after five rounds. Resources in those Capacity Zones will be paid at the Capacity Clearing Price set pursuant to the system sloped demand curve of $5.297/kW-month.[4] Imports over the New York AC Ties external interface, totaling 539.4 MW; imports over the Phase I/II HQ Excess external interface, totaling 441 MW; and imports over the Hydro-Quebec Highgate external interface, totaling 55 MW, will receive $5.297/kW-month. Imports over the New Brunswick external interface, totaling 200 MW, will receive $3.381/kW-month.

Section III.13.8.2 (b) of the Tariff requires the ISO to provide documentation regarding the competitiveness of the FCA. The documentation may include certification from the auctioneer and the ISO that: (i) all resources offering and bidding in the FCA were properly qualified in accordance with the provisions of Section III.13.1; and (ii) the FCA was conducted in accordance with the provisions of Section III.13. Pursuant to Section III.13.8.2 (b), the ISO has included the Testimony of Stephen J. Rourke, Vice President of System Planning at the ISO ("Rourke Testimony"), the Testimony of Robert G. Ethier, Vice President of Market Operations at the ISO ("Ethier Testimony"), the Testimony of Jeffery McDonald, Vice President of Market Monitoring and the Internal Market Monitor ("IMM") at the ISO ("McDonald Testimony"), and the Testimony of Lawrence M. Ausubel, the auctioneer ("Ausubel Testimony").

The ISO tenders the instant filing in compliance with Section III.13.8.2 of its Tariff pursuant to Section 205 of the FPA, and the ISO requests that the Commission find that the ISO conducted the eleventh FCA in accordance with its FERC-approved Tariff.

I. COMMUNICATIONS

All correspondence and communications in this proceeding should be addressed to the undersigned as follows:

[4] Existing resources with multi-year obligations from previous auctions will be paid based on the Capacity Clearing Price in the auction in which they originally cleared. Self-supplied resources will not be paid through the FCM.

Kevin W. Flynn, Esq.
Senior Regulatory Counsel
ISO New England Inc.
One Sullivan Road
Holyoke, MA 01040-2841
Tel: (413) 535-4177
Fax: (413) 535-4379
E-mail: kflynn@iso-ne.com

II. STANDARD OF REVIEW

The ISO tenders the instant filing in compliance with Section III.13.8.2 of its Tariff and pursuant to Section 205 of the FPA.[5] The ISO respectfully requests that the Commission find that the eleventh FCA Results Filing meets the standard of Section 205, in that the results are just and reasonable rates derived from the auction that was conducted in accordance with the ISO's FERC-approved Tariff. The attached testimonies support this conclusion, and provide the basis for the Commission to approve the resulting rates.

III. REQUESTED EFFECTIVE DATE

The ISO respectfully requests that the Commission accept the eleventh FCA Results Filing, confirming that the auction was conducted in conformance with the ISO's Commission-approved Tariff, to be effective June 28, 2017 which is 120 days after the date of submission. Under the Tariff, parties have 45 days to file with the Commission an objection to the FCA Results Filing.[6] An effective date of 120 days from the date of submission gives interested parties an opportunity to respond to any objections and provides the Commission time to review the FCA Results Filing and associated pleadings.

IV. SPECIFIC FCA RESULTS

A. Capacity Zones Resulting From the Auction

Section III.13.8.2 (a) of the Tariff requires the ISO to provide the Capacity Zones resulting from the FCA. The Capacity Zones for the eleventh FCA were SENE, NNE and Rest-of-Pool. The Capacity Zones determined under Section III.13.2.3.4 of the Tariff are the same Capacity Zones that were modeled pursuant to Section III.12.4 of the Tariff.

---

[5] It should be noted that the Commission has consistently held that the matters properly in dispute in the annual FCA results filing are the results of the FCA and not the underlying market design or rules. *See e.g., ISO New England Inc.*, 130 FERC ¶ 61,145 at P 33 (2010) (finding that challenges to the FCM market design are outside the scope of the proceeding evaluating the FCA results filing).

[6] Tariff Section III.13.8.2 (c).

B. Capacity Clearing Price

The Tariff requires the ISO to provide the Capacity Clearing Price in each Capacity Zone (and, pursuant to Section III.13.2.3.3 (d), the Capacity Clearing Price associated with certain imports, if applicable).[7] For the eleventh FCA, the descending clock auction starting price in each Capacity Zone was $18.624/kW-month. As explained in the Ethier Testimony, the auction resulted in the same Capacity Clearing Price of $5.297/kW-month for the SENE, NNE and Rest-of-Pool Capacity Zones.[8]

Imports over the New York AC Ties external interface, totaling 539.4 MW; imports over the Phase I/II HQ Excess external interface, totaling 441 MW; and imports over the Hydro-Quebec Highgate external interface, totaling 55 MW, will receive $5.297/kW-month. Imports over the New Brunswick external interface, totaling 200 MW, will receive $3.381/kW-month.[9]

C. Capacity Supply Obligations

The Tariff requires the ISO to specify in the FCA Results Filing the resources which received Capacity Supply Obligations in each Capacity Zone.[10] This information is provided in Attachment A.

The Tariff also requires the ISO to list which resources cleared as Conditional Qualified New Generating Capacity Resources and to provide certain information relating to Long Lead Time Generating Facilities.[11] No resources cleared as Conditional Qualified New Generating Capacity Resources in the eleventh FCA. In addition, there were no Long Lead Time Generating Facilities that secured a Queue Position to participate as a New Generating Capacity Resource in the eleventh FCA; and as such, there were no resources with a lower queue priority that were selected in the FCA subject to a Long Lead Time Generating Facility with a higher queue priority.

D. De-List Bids Reviewed For Reliability Purposes

The Tariff requires the FCA Results Filing to enumerate any de-list bids rejected for reliability reasons.[12] No de-list bids were rejected for reliability reasons in the eleventh FCA.[13]

---

[7] Tariff Section III.13.8.2 (a).

[8] Ethier Testimony at 10.

[9] *Id.* at 12-13.

[10] Tariff Section III.13.8.2 (a).

[11] *Id.*

[12] *Id.*

[13] Rourke Testimony at 6.

V. DOCUMENTATION OF COMPETITIVENESS

Section III.13.8.2 (b) of the Tariff requires the ISO to provide documentation regarding the competitiveness of the FCA. The documentation may include certification from the auctioneer and the ISO that: (i) all resources offering and bidding in the FCA were properly qualified in accordance with the provisions of Section III.13.1 of the Tariff; and (ii) the FCA was conducted in accordance with the provisions of Section III.13 of the Tariff. In this regard, the ISO has included the Rourke Testimony, the Ethier Testimony, the McDonald Testimony, and the Ausubel Testimony.

In his testimony, Mr. Rourke, who oversaw the qualification of resources, certifies that all resources offering and bidding in the eleventh FCA were qualified in accordance with Section III.13.1 of the Tariff.[14] Mr. Rourke testifies that he oversaw the reliability review of all submitted de-list bids for the eleventh FCA and that no resources that submitted de-list bids were retained for reliability reasons.[15]

In his testimony, Dr. Ethier explains the prices resulting from the auction and how the prices were determined.[16] Dr. Ethier also explains the prices over the external interfaces and why some of those prices were lower than for resources located in New England.[17]

Dr. McDonald explains that the IMM reviewed de-list bids from existing resources and offers from new resources submitted during the qualification process.[18] Dr. McDonald testifies that he oversaw the IMM's review of these bids and offers and certifies that such review was performed in accordance with the provisions of Section III.13.1.[19] Dr. McDonald also notes that the IMM's determinations with respect to the offers and bids were accepted by the Commission.[20]

Dr. Ausubel, the auctioneer, and chairman and founder of Power Auctions LLC, the company that helped implement and administer the FCA, certifies that the auction was conducted in accordance with Section III.13.2.[21] Dr. Ausubel's certification is based on his vast experience in conducting energy auctions.

VI. ADDITIONAL SUPPORTING INFORMATION

---

[14] *Id.* at 3.

[15] *Id.* at 3-6.

[16] Ethier Testimony at 10-13.

[17] *Id.* at 12-13.

[18] McDonald Testimony at 2-3.

[19] *Id.*

[20] *Id.* at 3.

[21] Ausubel Testimony at 4.

The ISO tenders the instant filing in compliance with Section III.13.8.2 of its Tariff pursuant to Section 205 of the FPA.[22] Section 35.13 of the Commission's regulations generally requires public utilities to file certain cost and other information related to an examination of cost-of-service rates.[23] However, the results of the FCA are not traditional "rates" and the ISO is not a traditional investor-owned utility. Therefore, to the extent necessary, the ISO requests waiver of Section 35.13 of the Commission's regulations. Notwithstanding its request for waiver, the ISO submits the following additional information in compliance with the identified filing regulations of the Commission applicable to Section 205.

35.13(b)(1) - Materials included herewith are as follows:

a. This transmittal letter;

b. Attachment A: List of Capacity Supply Obligations;

c. Attachment B: Testimony of Stephen J. Rourke;

d. Attachment C: Testimony of Robert G. Ethier

e. Attachment D: Testimony of Jeffrey McDonald;

f. Attachment E: Testimony of Lawrence M. Ausubel; and

g. Attachment F: List of governors and utility regulatory agencies in Connecticut, Maine, Massachusetts, New Hampshire, Rhode Island, Vermont to which a copy of this filing has been mailed.

35.13(b)(2) - The ISO respectfully requests that the Commission accept this filing to become effective on June 28, 2017, which is 120 days after the submission of this FCA Results Filing.

35.13(b)(3) - Pursuant to Section 17.11 (e) of the Participants Agreement, Governance Participants are being served electronically rather than by paper copy. The names and addresses of the Governance Participants are posted on the ISO's website at https://www.iso-ne.com/participate/participant-asset-listings/directory?id=1&type=committee . An electronic copy of this transmittal letter and the accompanying materials has also been emailed to the governors and electric utility regulatory agencies for the six New England states which comprise the New England Control Area, and to the New

[22] As noted above, the Commission has consistently held that the scope of the proceeding evaluating the annual FCA results filing is limited to the results of the FCA. *See e.g., ISO New England Inc.*, 130 FERC ¶ 61,145 at P 33 (2010) (finding that challenges to the FCM market design are outside the scope of the proceeding evaluating the FCA results filing).

[23] 18 C.F.R. § 35.13 (2016).

England Conference of Public Utility Commissioners, Inc. The names and addresses of these governors and regulatory agencies are shown in Attachment F.

35.13(b)(4) - A description of the materials submitted pursuant to this filing is contained in the transmittal letter;

35.13(b)(5) - The reasons for this filing are discussed in this transmittal letter; and

35.13 (b)(7) - The ISO has no knowledge of any relevant expenses or cost of service that have been alleged or judged in any administrative or judicial proceeding to be illegal, duplicative, or unnecessary costs that are demonstrably the product of discriminatory employment practices.

VII. CONCLUSION

In this FCA Results Filing, the ISO has presented all of the information required by the Tariff. The ISO has demonstrated that the eleventh FCA was conducted in accordance with the Tariff, as found just and reasonable by the Commission. The ISO has specified the Capacity Zones that were used in the auction. The ISO has also provided the Capacity Clearing Price for each of the Capacity Zones and a list of resources that received Capacity Supply Obligations. Finally, the ISO has provided documentation in the form of testimony, regarding the outcome of the eleventh FCA. Accordingly, the ISO requests that the Commission accept the results of the eleventh FCA within 120 days of this filing.

Respectfully submitted,

By: */s/ Kevin W. Flynn*

Kevin Flynn, Esq.
Senior Regulatory Counsel
ISO New England Inc.
One Sullivan Road
Holyoke, MA 01040-2841
Tel: (413) 535-4177
Fax: (413) 535-4379
E-mail: kflynn@iso-ne.com

cc: Governance Participants (electronically) and entities listed in Attachment F.

Attachment A

ID	Name	Type	Capacity Zone ID	Capacity Zone Name	State	Load Zone	Status	Jun-20	Jul-20	Aug-20	Sep-20	Oct-20	Nov-20	Dec-20	Jan-21	Feb-21	Mar-21	Apr-21	May-21
253	TURNKEY LANDFILL	Generator	8505	Northern New England	NH	NH	Existing	0.650	0.650	0.650	0.650	0.780	0.780	0.780	0.780	0.780	0.780	0.780	0.780
321	MANCHESTER 10 10A CC	Generator	8506	Southeast New England	RI	RI	Existing	157.000	157.000	157.000	157.000	157.000	157.000	157.000	157.000	157.000	157.000	157.000	157.000
322	MANCHESTER 11 11A CC	Generator	8506	Southeast New England	RI	RI	Existing	157.000	157.000	157.000	157.000	157.000	157.000	157.000	157.000	157.000	157.000	157.000	157.000
323	MANCHESTER 9 9A CC	Generator	8506	Southeast New England	RI	RI	Existing	154.000	154.000	154.000	154.000	154.000	154.000	154.000	154.000	154.000	154.000	154.000	154.000
324	CDECCA	Generator	8500	Rest-of-Pool	CT	CT	Existing	55.254	55.254	55.254	55.254	55.254	55.254	55.254	55.254	55.254	55.254	55.254	55.254
326	ALTRESCO	Generator	8500	Rest-of-Pool	MA	WCMA	Existing	150.972	150.972	150.972	150.972	150.972	150.972	150.972	150.972	150.972	150.972	150.972	150.972
327	AMOSKEAG	Generator	8505	Northern New England	NH	NH	Existing	16.781	16.781	16.781	16.781	16.781	16.781	16.781	16.781	16.781	16.781	16.781	16.781
328	GULF ISLAND COMPOSITE Incremental	Generator	8505	Northern New England	ME	ME	Existing	33.440	33.440	33.440	33.440	33.440	33.440	33.440	33.440	33.440	33.440	33.440	33.440
329	ASCUTNEY GT	Generator	8505	Northern New England	VT	VT	Existing	8.503	8.503	8.503	8.503	8.503	8.503	8.503	8.503	8.503	8.503	8.503	8.503
330	AYERS ISLAND	Generator	8505	Northern New England	NH	NH	Existing	8.474	8.474	8.474	8.474	8.474	8.474	8.474	8.474	8.474	8.474	8.474	8.474
331	AZISCOHOS HYDRO	Generator	8505	Northern New England	ME	ME	Existing	6.800	6.800	6.800	6.800	6.800	6.800	6.800	6.800	6.800	6.800	6.800	6.800
335	BELLOWS FALLS	Generator	8505	Northern New England	NH	NH	Existing	48.540	48.540	48.540	48.540	48.540	48.540	48.540	48.540	48.540	48.540	48.540	48.540
336	BERLIN 1 GT	Generator	8505	Northern New England	VT	VT	Existing	34.830	34.830	34.830	34.830	34.830	34.830	34.830	34.830	34.830	34.830	34.830	34.830
337	BETHLEHEM	Generator	8505	Northern New England	NH	NH	Existing	15.249	15.249	15.249	15.249	15.348	15.348	15.348	15.348	15.348	15.348	15.348	15.348
340	BRIDGEPORT HARBOR 3	Generator	8500	Rest-of-Pool	CT	CT	Existing	383.426	383.426	383.426	383.426	383.426	383.426	383.426	383.426	383.426	383.426	383.426	383.426
341	BRIDGEPORT HARBOR 4	Generator	8500	Rest-of-Pool	CT	CT	Existing	17.024	17.024	17.024	17.024	17.024	17.024	17.024	17.024	17.024	17.024	17.024	17.024
346	BOLTON FALLS	Generator	8505	Northern New England	VT	VT	Existing	0.997	0.997	0.997	0.997	3.879	3.879	3.879	3.879	3.879	3.879	3.879	3.879
348	BOOT MILLS	Generator	8500	Rest-of-Pool	MA	WCMA	Existing	7.529	7.529	7.529	7.529	12.262	12.262	12.262	12.262	12.262	12.262	12.262	12.262
349	WHEELABRATOR BRIDGEPORT, L.P.	Generator	8500	Rest-of-Pool	CT	CT	Existing	58.969	58.969	58.969	58.969	59.357	59.357	59.357	59.357	59.357	59.357	59.357	59.357
355	BRANFORD 10	Generator	8500	Rest-of-Pool	CT	CT	Existing	15.840	15.840	15.840	15.840	15.840	15.840	15.840	15.840	15.840	15.840	15.840	15.840
356	BRISTOL REFUSE	Generator	8500	Rest-of-Pool	CT	CT	Existing	12.561	12.561	12.561	12.561	12.729	12.729	12.729	12.729	12.729	12.729	12.729	12.729
357	BRIDGEWATER	Generator	8505	Northern New England	NH	NH	Existing	14.475	14.475	14.475	14.475	14.565	14.565	14.565	14.565	14.565	14.565	14.565	14.565
358	BRUNSWICK	Generator	8505	Northern New England	ME	ME	Existing	9.073	9.073	9.073	9.073	12.821	12.821	12.821	12.821	12.821	12.821	12.821	12.821
359	J. COCKWELL 1	Generator	8500	Rest-of-Pool	MA	WCMA	Existing	184.100	184.100	184.100	184.100	184.100	184.100	184.100	184.100	184.100	184.100	184.100	184.100
360	J. COCKWELL 2	Generator	8500	Rest-of-Pool	MA	WCMA	Existing	286.880	286.880	286.880	286.880	286.880	286.880	286.880	286.880	286.880	286.880	286.880	286.880
362	BULLS BRIDGE	Generator	8500	Rest-of-Pool	CT	CT	Existing	2.974	2.974	2.974	2.974	5.427	5.427	5.427	5.427	5.427	5.427	5.427	5.427
363	BURLINGTON GT	Generator	8505	Northern New England	VT	VT	Existing	19.104	19.104	19.104	19.104	19.104	19.104	19.187	19.187	19.187	19.187	19.104	19.104
365	CANAL 1	Generator	8506	Southeast New England	MA	SEMA	Existing	554.640	554.640	554.640	554.640	554.640	554.640	554.640	554.640	554.640	554.640	554.640	554.640
366	CANAL 2	Generator	8506	Southeast New England	MA	SEMA	Existing	545.125	545.125	545.125	545.125	545.125	545.125	545.125	545.125	545.125	545.125	545.125	545.125
367	CAPE GT 4	Generator	8505	Northern New England	ME	ME	Existing	13.750	13.750	13.750	13.750	13.750	13.750	13.750	13.750	13.750	13.750	13.750	13.750
368	CAPE GT 5	Generator	8505	Northern New England	ME	ME	Existing	15.822	15.822	15.822	15.822	15.822	15.822	15.822	15.822	15.822	15.822	15.822	15.822
369	CATARACT EAST	Generator	8505	Northern New England	ME	ME	Existing	7.775	7.775	7.775	7.775	7.775	7.775	7.775	7.775	7.775	7.775	7.775	7.775
370	COS COB 10	Generator	8500	Rest-of-Pool	CT	CT	Existing	18.932	18.932	18.932	18.932	18.932	18.932	18.932	18.932	18.932	18.932	18.932	18.932
371	COS COB 11	Generator	8500	Rest-of-Pool	CT	CT	Existing	18.724	18.724	18.724	18.724	18.724	18.724	18.724	18.724	18.724	18.724	18.724	18.724
372	COS COB 12	Generator	8500	Rest-of-Pool	CT	CT	Existing	18.660	18.660	18.660	18.660	18.660	18.660	18.660	18.660	18.660	18.660	18.660	18.660
375	CLEARY 9 9A CC	Generator	8506	Southeast New England	MA	SEMA	Existing	104.931	104.931	104.931	104.931	104.931	104.931	104.931	104.931	104.931	104.931	104.931	104.931
376	CLEARY 8	Generator	8506	Southeast New England	MA	SEMA	Existing	22.253	22.253	22.253	22.253	22.253	22.253	22.253	22.253	22.253	22.253	22.253	22.253
379	COBBLE MOUNTAIN	Generator	8500	Rest-of-Pool	MA	WCMA	Existing	31.126	31.126	31.126	31.126	31.126	31.126	31.126	31.126	31.126	31.126	31.126	31.126
380	COMERFORD	Generator	8505	Northern New England	NH	NH	Existing	166.135	166.135	166.135	166.135	166.135	166.135	166.135	166.135	166.135	166.135	166.135	166.135
382	MERRIMACK CT1	Generator	8505	Northern New England	NH	NH	Existing	16.826	16.826	16.826	16.826	16.826	16.826	16.826	16.826	16.826	16.826	16.826	16.826
383	MERRIMACK CT2	Generator	8505	Northern New England	NH	NH	Existing	16.804	16.804	16.804	16.804	16.804	16.804	16.804	16.804	16.804	16.804	16.804	16.804
388	DARTMOUTH POWER	Generator	8506	Southeast New England	MA	SEMA	Existing	62.149	62.149	62.149	62.149	62.149	62.149	62.149	62.149	62.149	62.149	62.149	62.149
389	DERBY DAM	Generator	8500	Rest-of-Pool	CT	CT	Existing	7.050	7.050	7.050	7.050	7.050	7.050	7.050	7.050	7.050	7.050	7.050	7.050
392	DEXTER	Generator	8500	Rest-of-Pool	CT	CT	Existing	45.000	45.000	45.000	45.000	45.000	45.000	45.000	45.000	45.000	45.000	45.000	45.000
393	DEERFIELD 5	Generator	8500	Rest-of-Pool	MA	WCMA	Existing	13.703	13.703	13.703	13.703	13.703	13.703	13.703	13.703	13.703	13.703	13.703	13.703
395	DOREEN	Generator	8500	Rest-of-Pool	MA	WCMA	Existing	15.820	15.820	15.820	15.820	15.820	15.820	15.820	15.820	15.820	15.820	15.820	15.820
396	DEVON 10	Generator	8500	Rest-of-Pool	CT	CT	Existing	14.407	14.407	14.407	14.407	14.407	14.407	14.407	14.407	14.407	14.407	14.407	14.407
397	DEVON 11	Generator	8500	Rest-of-Pool	CT	CT	Existing	29.299	29.299	29.299	29.299	29.299	29.299	29.299	29.299	29.299	29.299	29.299	29.299
398	DEVON 12	Generator	8500	Rest-of-Pool	CT	CT	Existing	29.227	29.227	29.227	29.227	29.227	29.227	29.227	29.227	29.227	29.227	29.227	29.227
399	DEVON 13	Generator	8500	Rest-of-Pool	CT	CT	Existing	29.967	29.967	29.967	29.967	29.967	29.967	29.967	29.967	29.967	29.967	29.967	29.967
400	DEVON 14	Generator	8500	Rest-of-Pool	CT	CT	Existing	29.704	29.704	29.704	29.704	29.704	29.704	29.704	29.704	29.704	29.704	29.704	29.704
401	EASTMAN FALLS	Generator	8505	Northern New England	NH	NH	Existing	5.582	5.582	5.582	5.582	5.582	5.582	5.582	5.582	5.582	5.582	5.582	5.582
405	ELLSWORTH HYDRO	Generator	8505	Northern New England	ME	ME	Existing	9.044	9.044	9.044	9.044	9.044	9.044	9.044	9.044	9.044	9.044	9.044	9.044
407	EASTPORT DIESELS 1-3	Generator	8505	Northern New England	ME	ME	Existing	2.000	2.000	2.000	2.000	2.000	2.000	2.000	2.000	2.000	2.000	2.000	2.000
410	ESSEX 19 HYDRO	Generator	8505	Northern New England	VT	VT	Existing	3.051	3.051	3.051	3.051	5.284	5.284	5.284	5.284	5.284	5.284	5.284	5.284
412	FALLS VILLAGE	Generator	8500	Rest-of-Pool	CT	CT	Existing	2.467	2.467	2.467	2.467	5.265	5.265	5.265	5.265	5.265	5.265	5.265	5.265
413	FIFE BROOK	Generator	8500	Rest-of-Pool	MA	WCMA	Existing	3.225	3.225	3.225	3.225	5.635	5.635	5.635	5.635	5.635	5.635	5.635	5.635
417	FRAMINGHAM JET 1	Generator	8506	Southeast New England	MA	NEMA	Existing	10.145	10.145	10.145	10.145	10.145	10.145	10.145	10.145	10.145	10.145	10.145	10.145
418	FRAMINGHAM JET 2	Generator	8506	Southeast New England	MA	NEMA	Existing	10.049	10.049	10.049	10.049	10.049	10.049	10.049	10.049	10.049	10.049	10.049	10.049
419	FRAMINGHAM JET 3	Generator	8506	Southeast New England	MA	NEMA	Existing	11.250	11.250	11.250	11.250	11.250	11.250	11.250	11.250	11.250	11.250	11.250	11.250
420	FRANKLIN DRIVE 10	Generator	8500	Rest-of-Pool	CT	CT	Existing	15.417	15.417	15.417	15.417	15.417	15.417	15.417	15.417	15.417	15.417	15.417	15.417
421	FRONT STREET DIESELS 1-3	Generator	8500	Rest-of-Pool	MA	WCMA	Existing	7.433	7.433	7.433	7.433	7.433	7.433	7.433	7.433	7.433	7.433	7.433	7.433
424	GREAT LAKES - MILLINOCKET	Generator	8505	Northern New England	ME	ME	Existing	71.822	71.822	71.822	71.822	71.822	71.822	71.822	71.822	71.822	71.822	71.822	71.822
426	GORGE 1 DIESEL	Generator	8505	Northern New England	VT	VT	Existing	7.090	7.090	7.090	7.090	7.090	7.090	7.090	7.090	7.090	7.090	7.090	7.090
427	GORHAM	Generator	8505	Northern New England	NH	NH	Existing	1.177	1.177	1.177	1.177	1.599	1.599	1.599	1.599	1.599	1.599	1.599	1.599
432	HARRIS 1	Generator	8505	Northern New England	ME	ME	Existing	16.776	16.776	16.776	16.776	16.776	16.776	16.776	16.776	16.776	16.776	16.776	16.776
433	HARRIS 2	Generator	8505	Northern New England	ME	ME	Existing	34.500	34.500	34.500	34.500	34.500	34.500	34.500	34.500	34.500	34.500	34.500	34.500
434	HARRIS 3	Generator	8505	Northern New England	ME	ME	Existing	33.905	33.905	33.905	33.905	33.905	33.905	33.905	33.905	33.905	33.905	33.905	33.905
435	HARRIMAN	Generator	8500	Rest-of-Pool	MA	WCMA	Existing	38.663	38.663	38.663	38.663	38.663	38.663	38.663	38.663	38.663	38.663	38.663	38.663
436	HEMPHILL 1	Generator	8505	Northern New England	NH	NH	Existing	17.500	17.500	17.500	17.500	17.500	17.500	17.500	17.500	17.500	17.500	17.500	17.500
440	HIRAM	Generator	8505	Northern New England	ME	ME	Existing	11.189	11.189	11.189	11.189	11.189	11.189	11.189	11.189	11.189	11.189	11.189	11.189
445	COVANTA WEST ENFIELD	Generator	8505	Northern New England	ME	ME	Existing	0.000	0.000	0.000	0.000	0.000	0.000	0.000	0.000	0.000	0.000	0.000	0.000
446	COVANTA JONESBORO	Generator	8505	Northern New England	ME	ME	Existing	0.000	0.000	0.000	0.000	0.000	0.000	0.000	0.000	0.000	0.000	0.000	0.000
448	IPSWICH DIESELS	Generator	8506	Southeast New England	MA	NEMA	Existing	9.495	9.495	9.495	9.495	9.495	9.495	9.495	9.495	9.495	9.495	9.495	9.495
449	JACKMAN	Generator	8505	Northern New England	NH	NH	Existing	3.541	3.541	3.541	3.541	3.541	3.541	3.541	3.541	3.541	3.541	3.541	3.541
452	KENDALL JET 1	Generator	8506	Southeast New England	MA	NEMA	Existing	18.000	18.000	18.000	18.000	18.000	18.000	18.000	18.000	18.000	18.000	18.000	18.000
457	LAWRENCE HYDRO	Generator	8500	Rest-of-Pool	MA	WCMA	Existing	6.159	6.159	6.159	6.159	9.207	9.207	9.207	9.207	9.207	9.207	9.207	9.207
460	LOCKWOOD	Generator	8505	Northern New England	ME	ME	Existing	3.797	3.797	3.797	3.797	4.392	4.392	4.392	4.392	4.392	4.392	4.392	4.392
462	LISBON RESOURCE RECOVERY	Generator	8500	Rest-of-Pool	CT	CT	Existing	13.500	13.500	13.500	13.500	13.475	13.475	13.475	13.475	13.475	13.475	13.475	13.475
463	AEI LIVERMORE	Generator	8505	Northern New England	ME	ME	Existing	34.430	34.430	34.430	34.430	34.430	34.430	34.430	34.430	34.430	34.430	34.430	34.430

ID	Name	Type	Capacity Zone ID	Capacity Zone Name	State	Load Zone	Status	Jun-20	Jul-20	Aug-20	Sep-20	Oct-20	Nov-20	Dec-20	Jan-21	Feb-21	Mar-21	Apr-21	May-21
464	LOST NATION	Generator	8505	Northern New England	NH	NH	Existing	13.979	13.979	13.979	13.979	13.979	13.979	13.979	13.979	13.979	13.979	13.979	13.979
465	DEERFIELD 2 LWR DRFIELD	Generator	8500	Rest-of-Pool	MA	WCMA	Existing	19.275	19.275	19.275	19.275	19.275	19.275	19.275	19.275	19.275	19.275	19.275	19.275
467	MARBLEHEAD DIESELS	Generator	8506	Southeast New England	MA	NEMA	Existing	5.000	5.000	5.000	5.000	5.000	5.000	5.000	5.000	5.000	5.000	5.000	5.000
468	MARSHFIELD 6 HYDRO	Generator	8505	Northern New England	VT	VT	Existing	4.380	4.380	4.380	4.380	4.380	4.380	4.380	4.380	4.380	4.380	4.380	4.380
472	M STREET JET	Generator	8506	Southeast New England	MA	NEMA	Existing	47.000	47.000	47.000	47.000	47.000	47.000	47.000	47.000	47.000	47.000	47.000	47.000
473	MCINDOES	Generator	8505	Northern New England	NH	NH	Existing	10.066	10.066	10.066	10.066	10.066	10.066	10.066	10.066	10.066	10.066	10.066	10.066
474	J C MCNEIL	Generator	8505	Northern New England	VT	VT	Existing	52.000	52.000	52.000	52.000	52.000	52.000	52.000	52.000	52.000	52.000	52.000	52.000
478	MIDDLETOWN 10	Generator	8500	Rest-of-Pool	CT	CT	Existing	15.515	15.515	15.515	15.515	15.515	15.515	15.515	15.515	15.515	15.515	15.515	15.515
480	MIDDLETOWN 2	Generator	8500	Rest-of-Pool	CT	CT	Existing	117.000	117.000	117.000	117.000	117.000	117.000	117.000	117.000	117.000	117.000	117.000	117.000
481	MIDDLETOWN 3	Generator	8500	Rest-of-Pool	CT	CT	Existing	233.679	233.679	233.679	233.679	233.679	233.679	233.679	233.679	233.679	233.679	233.679	233.679
482	MIDDLETOWN 4	Generator	8500	Rest-of-Pool	CT	CT	Existing	399.923	399.923	399.923	399.923	399.923	399.923	399.923	399.923	399.923	399.923	399.923	399.923
484	MILLSTONE POINT 2	Generator	8500	Rest-of-Pool	CT	CT	Existing	872.258	872.258	872.258	872.258	872.258	872.258	872.258	872.258	872.258	872.258	872.258	872.258
485	MILLSTONE POINT 3	Generator	8500	Rest-of-Pool	CT	CT	Existing	1225.000	1225.000	1225.000	1225.000	1225.000	1225.000	1225.000	1225.000	1225.000	1225.000	1225.000	1225.000
486	MILFORD POWER	Generator	8506	Southeast New England	MA	SEMA	Existing	0.000	0.000	0.000	0.000	0.000	0.000	0.000	0.000	0.000	0.000	0.000	0.000
487	MILLER HYDRO	Generator	8505	Northern New England	ME	ME	Existing	8.124	8.124	8.124	8.124	11.486	11.486	11.486	11.486	11.486	11.486	11.486	11.486
489	MERRIMACK 1	Generator	8505	Northern New England	NH	NH	Existing	108.000	108.000	108.000	108.000	108.000	108.000	108.000	108.000	108.000	108.000	108.000	108.000
490	MERRIMACK 2	Generator	8505	Northern New England	NH	NH	Existing	330.000	330.000	330.000	330.000	330.000	330.000	330.000	330.000	330.000	330.000	330.000	330.000
492	MONTVILLE 10 and 11	Generator	8500	Rest-of-Pool	CT	CT	Existing	5.296	5.296	5.296	5.296	5.296	5.296	5.296	5.296	5.296	5.296	5.296	5.296
493	MONTVILLE 5	Generator	8500	Rest-of-Pool	CT	CT	Existing	81.000	81.000	81.000	81.000	81.000	81.000	81.000	81.000	81.000	81.000	81.000	81.000
494	MONTVILLE 6	Generator	8500	Rest-of-Pool	CT	CT	Existing	405.050	405.050	405.050	405.050	405.050	405.050	405.050	405.050	405.050	405.050	405.050	405.050
495	MONTY	Generator	8505	Northern New England	ME	ME	Existing	28.000	28.000	28.000	28.000	28.000	28.000	28.000	28.000	28.000	28.000	28.000	28.000
496	MOORE	Generator	8505	Northern New England	NH	NH	Existing	189.032	189.032	189.032	189.032	189.032	189.032	189.032	189.032	189.032	189.032	189.032	189.032
497	MASS POWER	Generator	8500	Rest-of-Pool	MA	WCMA	Existing	245.259	245.259	245.259	245.259	245.259	245.259	245.259	245.259	245.259	245.259	245.259	245.259
502	MYSTIC 7	Generator	8506	Southeast New England	MA	NEMA	Existing	570.800	570.800	570.800	570.800	559.775	559.775	559.775	559.775	559.775	559.775	559.775	559.775
503	MYSTIC JET	Generator	8506	Southeast New England	MA	NEMA	Existing	8.589	8.589	8.589	8.589	8.589	8.589	8.589	8.589	8.589	8.589	8.589	8.589
507	NEA BELLINGHAM	Generator	8506	Southeast New England	MA	SEMA	Existing	282.865	282.865	282.865	282.865	282.865	282.865	282.865	282.865	282.865	282.865	282.865	282.865
508	NEWINGTON 1	Generator	8505	Northern New England	NH	NH	Existing	400.200	400.200	400.200	400.200	400.200	400.200	400.200	400.200	400.200	400.200	400.200	400.200
513	NEW HAVEN HARBOR	Generator	8500	Rest-of-Pool	CT	CT	Existing	447.894	447.894	447.894	447.894	447.894	447.894	447.894	447.894	447.894	447.894	447.894	447.894
515	NORWICH JET	Generator	8500	Rest-of-Pool	CT	CT	Existing	15.255	15.255	15.255	15.255	15.255	15.255	15.255	15.255	15.255	15.255	15.255	15.255
527	OGDEN-MARTIN 1	Generator	8506	Southeast New England	MA	NEMA	Existing	39.529	39.529	39.529	39.529	42.386	42.386	42.386	42.386	42.386	42.386	42.386	42.386
528	OCEAN ST PWR GT1 GT2 ST1	Generator	8506	Southeast New England	RI	RI	Existing	277.762	277.762	277.762	277.762	277.762	277.762	277.762	277.762	277.762	277.762	277.762	277.762
529	OCEAN ST PWR GT3 GT4 ST2	Generator	8506	Southeast New England	RI	RI	Existing	278.308	278.308	278.308	278.308	278.308	278.308	278.308	278.308	278.308	278.308	278.308	278.308
531	PAWTUCKET POWER	Generator	8506	Southeast New England	RI	RI	Existing	52.954	52.954	52.954	52.954	52.954	52.954	52.954	52.954	52.954	52.954	52.954	52.954
532	PEJEPSCOT	Generator	8505	Northern New England	ME	ME	Existing	7.293	7.293	7.293	7.293	9.404	9.404	9.404	9.404	9.404	9.404	9.404	9.404
536	PERC-ORRINGTON 1	Generator	8505	Northern New England	ME	ME	Existing	21.406	21.406	21.406	21.406	20.894	20.894	20.894	20.894	20.894	20.894	20.894	20.894
538	PINETREE POWER	Generator	8500	Rest-of-Pool	MA	WCMA	Existing	15.783	15.783	15.783	15.783	15.783	15.783	15.783	15.783	15.783	15.783	15.783	15.783
539	PONTOOK HYDRO	Generator	8505	Northern New England	NH	NH	Existing	4.761	4.761	4.761	4.761	8.301	8.301	8.301	8.301	8.301	8.301	8.301	8.301
540	POTTER 2 CC	Generator	8506	Southeast New England	MA	SEMA	Existing	72.558	72.558	72.558	72.558	72.558	72.558	72.558	72.558	72.558	72.558	72.558	72.558
541	PROCTOR	Generator	8505	Northern New England	VT	VT	Existing	2.915	2.915	2.915	2.915	6.263	6.263	6.263	6.263	6.263	6.263	6.263	6.263
542	ECO MAINE	Generator	8505	Northern New England	ME	ME	Existing	11.094	11.094	11.094	11.094	10.470	10.470	10.470	10.470	10.470	10.470	10.470	10.470
546	RESCO SAUGUS	Generator	8506	Southeast New England	MA	NEMA	Existing	30.114	30.114	30.114	30.114	30.114	30.114	30.114	30.114	30.114	30.114	30.114	30.114
547	WHEELABRATOR NORTH ANDOVER	Generator	8506	Southeast New England	MA	NEMA	Existing	29.864	29.864	29.864	29.864	29.994	29.994	29.994	29.994	29.994	29.994	29.994	29.994
549	RUTLAND 5 GT	Generator	8505	Northern New England	VT	VT	Existing	7.919	7.919	7.919	7.919	7.919	7.919	7.919	7.919	7.919	7.919	7.919	7.919
555	SEABROOK	Generator	8505	Northern New England	NH	NH	Existing	1246.650	1246.650	1246.650	1246.650	1246.650	1246.650	1246.650	1246.650	1246.650	1246.650	1246.650	1246.650
556	SCHILLER 4	Generator	8505	Northern New England	NH	NH	Existing	47.500	47.500	47.500	47.500	47.500	47.500	47.500	47.500	47.500	47.500	47.500	47.500
557	SCHILLER 5	Generator	8505	Northern New England	NH	NH	Existing	42.594	42.594	42.594	42.594	42.594	42.594	42.594	42.594	42.594	42.594	42.594	42.594
558	SCHILLER 6	Generator	8505	Northern New England	NH	NH	Existing	47.820	47.820	47.820	47.820	47.820	47.820	47.820	47.820	47.820	47.820	47.820	47.820
559	SCHILLER CT 1	Generator	8505	Northern New England	NH	NH	Existing	17.621	17.621	17.621	17.621	17.621	17.621	17.621	17.621	17.621	17.621	17.621	17.621
561	SEARSBURG	Generator	8500	Rest-of-Pool	MA	WCMA	Existing	4.755	4.755	4.755	4.755	4.755	4.755	4.755	4.755	4.755	4.755	4.755	4.755
562	SECREC-PRESTON	Generator	8500	Rest-of-Pool	CT	CT	Existing	0.000	0.000	0.000	0.000	0.000	0.000	0.000	0.000	0.000	0.000	0.000	0.000
563	SEMASS 1	Generator	8506	Southeast New England	MA	SEMA	Existing	46.955	46.955	46.955	46.955	50.184	50.184	50.184	50.184	50.184	50.184	50.184	50.184
564	SEMASS 2	Generator	8506	Southeast New England	MA	SEMA	Existing	22.500	22.500	22.500	22.500	22.500	22.500	22.500	22.500	22.500	22.500	22.500	22.500
565	SHELDON SPRINGS	Generator	8505	Northern New England	VT	VT	Existing	4.263	4.263	4.263	4.263	8.925	8.925	8.925	8.925	8.925	8.925	8.925	8.925
566	SHEPAUG	Generator	8500	Rest-of-Pool	CT	CT	Existing	41.511	41.511	41.511	41.511	41.511	41.511	41.511	41.511	41.511	41.511	41.511	41.511
567	SHERMAN	Generator	8500	Rest-of-Pool	MA	WCMA	Existing	6.154	6.154	6.154	6.154	6.154	6.154	6.154	6.154	6.154	6.154	6.154	6.154
569	SKELTON	Generator	8505	Northern New England	ME	ME	Existing	21.600	21.600	21.600	21.600	21.600	21.600	21.600	21.600	21.600	21.600	21.600	21.600
570	SMITH	Generator	8505	Northern New England	NH	NH	Existing	9.263	9.263	9.263	9.263	13.645	13.645	13.645	13.645	13.645	13.645	13.645	13.645
572	SO. MEADOW 11	Generator	8500	Rest-of-Pool	CT	CT	Existing	35.781	35.781	35.781	35.781	35.781	35.781	35.781	35.781	35.781	35.781	35.781	35.781
573	SO. MEADOW 12	Generator	8500	Rest-of-Pool	CT	CT	Existing	37.649	37.649	37.649	37.649	37.649	37.649	37.649	37.649	37.649	37.649	37.649	37.649
574	SO. MEADOW 13	Generator	8500	Rest-of-Pool	CT	CT	Existing	38.317	38.317	38.317	38.317	38.317	38.317	38.317	38.317	38.317	38.317	38.317	38.317
575	SO. MEADOW 14	Generator	8500	Rest-of-Pool	CT	CT	Existing	36.746	36.746	36.746	36.746	36.746	36.746	36.746	36.746	36.746	36.746	36.746	36.746
580	SO. MEADOW 5	Generator	8500	Rest-of-Pool	CT	CT	Existing	23.674	23.674	23.674	23.674	23.404	23.404	23.404	23.404	23.404	23.404	23.404	23.404
581	SO. MEADOW 6	Generator	8500	Rest-of-Pool	CT	CT	Existing	20.576	20.576	20.576	20.576	22.424	22.424	22.424	22.424	22.424	22.424	22.424	22.424
583	STONY BROOK 2A	Generator	8500	Rest-of-Pool	MA	WCMA	Existing	67.000	67.000	67.000	67.000	67.000	67.000	67.000	67.000	67.000	67.000	67.000	67.000
584	STONY BROOK 2B	Generator	8500	Rest-of-Pool	MA	WCMA	Existing	65.000	65.000	65.000	65.000	65.000	65.000	65.000	65.000	65.000	65.000	65.000	65.000
587	STEVENSON	Generator	8500	Rest-of-Pool	CT	CT	Existing	28.311	28.311	28.311	28.311	28.311	28.311	28.311	28.311	28.311	28.311	28.311	28.311
590	BORALEX STRATTON ENERGY	Generator	8505	Northern New England	ME	ME	Existing	44.363	44.363	44.363	44.363	44.363	44.363	44.363	44.363	44.363	44.363	44.363	44.363
591	S.D. WARREN-WESTBROOK	Generator	8505	Northern New England	ME	ME	Existing	42.590	42.590	42.590	42.590	42.590	42.590	42.590	42.590	42.590	42.590	42.590	42.590
592	TAMWORTH	Generator	8505	Northern New England	NH	NH	Existing	19.498	19.498	19.498	19.498	19.057	19.057	19.057	19.057	19.057	19.057	19.057	19.057
595	TORRINGTON TERMINAL 10	Generator	8500	Rest-of-Pool	CT	CT	Existing	15.638	15.638	15.638	15.638	15.638	15.638	15.638	15.638	15.638	15.638	15.638	15.638
596	TUNNEL 10	Generator	8500	Rest-of-Pool	CT	CT	Existing	16.591	16.591	16.591	16.591	16.591	16.591	16.591	16.591	16.591	16.591	16.591	16.591
598	VERGENNES 5 and 6 DIESELS	Generator	8505	Northern New England	VT	VT	Existing	3.940	3.940	3.940	3.940	3.940	3.940	3.940	3.940	3.940	3.940	3.940	3.940
599	VERNON	Generator	8500	Rest-of-Pool	MA	WCMA	Existing	32.000	32.000	32.000	32.000	32.000	32.000	32.000	32.000	32.000	32.000	32.000	32.000
612	WATERS RIVER JET 1	Generator	8506	Southeast New England	MA	NEMA	Existing	15.974	15.974	15.974	15.974	15.974	15.974	15.974	15.974	15.974	15.974	15.974	15.974
613	WATERS RIVER JET 2	Generator	8506	Southeast New England	MA	NEMA	Existing	29.889	29.889	29.889	29.889	29.889	29.889	29.889	29.889	29.889	29.889	29.889	29.889
614	WATERBURY 22	Generator	8505	Northern New England	VT	VT	Existing	5.000	5.000	5.000	5.000	5.000	5.000	5.000	5.000	5.000	5.000	5.000	5.000
616	WEST ENFIELD	Generator	8505	Northern New England	ME	ME	Existing	10.899	10.899	10.899	10.899	13.076	13.076	13.076	13.076	13.076	13.076	13.076	13.076
617	WESTON	Generator	8505	Northern New England	ME	ME	Existing	8.733	8.733	8.733	8.733	10.829	10.829	10.829	10.829	10.829	10.829	10.829	10.829
618	DG WHITEFIELD, LLC	Generator	8505	Northern New England	NH	NH	Existing	16.043	16.043	16.043	16.043	16.409	16.409	16.409	16.409	16.409	16.409	16.409	16.409
619	WHITE LAKE JET	Generator	8505	Northern New England	NH	NH	Existing	17.447	17.447	17.447	17.447	17.447	17.447	17.447	17.447	17.447	17.447	17.447	17.447

ID	Name	Type	Capacity Zone ID	Capacity Zone Name	State	Load Zone	Status	Jun-20	Jul-20	Aug-20	Sep-20	Oct-20	Nov-20	Dec-20	Jan-21	Feb-21	Mar-21	Apr-21	May-21
620	WILDER	Generator	8505	Northern New England	NH	NH	Existing	39.083	39.083	39.083	39.083	39.083	39.083	39.083	39.083	39.083	39.083	39.083	39.083
621	WILLIAMS	Generator	8505	Northern New England	ME	ME	Existing	14.900	14.900	14.900	14.900	14.900	14.900	14.900	14.900	14.900	14.900	14.900	14.900
622	WINOOSKI 1	Generator	8505	Northern New England	VT	VT	Existing	1.991	1.991	1.991	1.991	3.267	3.267	3.267	3.267	3.267	3.267	3.267	3.267
624	WMI MILLBURY 1	Generator	8500	Rest-of-Pool	MA	WCMA	Existing	39.811	39.811	39.811	39.811	39.811	39.811	39.811	39.811	39.811	39.811	39.811	39.811
625	WEST MEDWAY JET 1	Generator	8506	Southeast New England	MA	NEMA	Existing	42.000	42.000	42.000	42.000	53.025	53.025	53.025	53.025	53.025	53.025	53.025	53.025
626	WEST MEDWAY JET 2	Generator	8506	Southeast New England	MA	NEMA	Existing	39.848	39.848	39.848	39.848	39.848	39.848	39.848	39.848	39.848	39.848	39.848	39.848
627	WEST MEDWAY JET 3	Generator	8506	Southeast New England	MA	SEMA	Existing	35.441	35.441	35.441	35.441	35.441	35.441	35.441	35.441	35.441	35.441	35.441	35.441
628	WOODLAND ROAD	Generator	8500	Rest-of-Pool	MA	WCMA	Existing	15.808	15.808	15.808	15.808	15.808	15.808	15.808	15.808	15.808	15.808	15.808	15.808
630	WEST SPRINGFIELD 10	Generator	8500	Rest-of-Pool	MA	WCMA	Existing	17.143	17.143	17.143	17.143	17.143	17.143	17.143	17.143	17.143	17.143	17.143	17.143
633	WEST SPRINGFIELD 3	Generator	8500	Rest-of-Pool	MA	WCMA	Existing	94.276	94.276	94.276	94.276	94.276	94.276	94.276	94.276	94.276	94.276	94.276	94.276
636	WYMAN HYDRO 1	Generator	8505	Northern New England	ME	ME	Existing	28.500	28.500	28.500	28.500	28.500	28.500	28.500	28.500	28.500	28.500	28.500	28.500
637	WYMAN HYDRO 2	Generator	8505	Northern New England	ME	ME	Existing	29.866	29.866	29.866	29.866	29.866	29.866	29.866	29.866	29.866	29.866	29.866	29.866
638	WYMAN HYDRO 3	Generator	8505	Northern New England	ME	ME	Existing	26.520	26.520	26.520	26.520	26.520	26.520	26.520	26.520	26.520	26.520	26.520	26.520
639	YARMOUTH 1	Generator	8505	Northern New England	ME	ME	Existing	0.000	0.000	0.000	0.000	0.000	0.000	0.000	0.000	0.000	0.000	0.000	0.000
640	YARMOUTH 2	Generator	8505	Northern New England	ME	ME	Existing	0.000	0.000	0.000	0.000	0.000	0.000	0.000	0.000	0.000	0.000	0.000	0.000
641	YARMOUTH 3	Generator	8505	Northern New England	ME	ME	Existing	57.453	57.453	57.453	57.453	57.453	57.453	57.453	57.453	57.453	57.453	57.453	57.453
642	YARMOUTH 4	Generator	8505	Northern New England	ME	ME	Existing	602.050	602.050	602.050	602.050	602.050	602.050	602.050	602.050	602.050	602.050	602.050	602.050
715	ROCHESTER LANDFILL	Generator	8505	Northern New England	NH	NH	Existing	2.192	2.192	2.192	2.192	2.192	2.192	2.192	2.192	2.192	2.192	2.192	2.192
737	SIMPSON G LOAD REDUCER	Generator	8505	Northern New England	VT	VT	Existing	2.378	2.378	2.378	2.378	2.968	2.968	2.968	2.968	2.968	2.968	2.968	2.968
739	ROCKY RIVER	Generator	8500	Rest-of-Pool	CT	CT	Existing	28.383	28.383	28.383	28.383	28.383	28.383	28.383	28.383	28.383	28.383	28.383	28.383
754	BAR MILLS	Generator	8505	Northern New England	ME	ME	Existing	0.936	0.936	0.936	0.936	2.065	2.065	2.065	2.065	2.065	2.065	2.065	2.065
755	BONNY EAGLE W. BUXTON	Generator	8505	Northern New England	ME	ME	Existing	5.659	5.659	5.659	5.659	10.884	10.884	10.884	10.884	10.884	10.884	10.884	10.884
757	HARRIS 4	Generator	8505	Northern New England	ME	ME	Existing	1.249	1.249	1.249	1.249	1.249	1.249	1.249	1.249	1.249	1.249	1.249	1.249
759	MESSALONSKEE COMPOSITE	Generator	8505	Northern New England	ME	ME	Existing	2.117	2.117	2.117	2.117	5.287	5.287	5.287	5.287	5.287	5.287	5.287	5.287
760	NORTH GORHAM	Generator	8505	Northern New England	ME	ME	Existing	1.150	1.150	1.150	1.150	1.138	1.138	1.138	1.138	1.138	1.138	1.138	1.138
761	SHAWMUT	Generator	8505	Northern New England	ME	ME	Existing	5.922	5.922	5.922	5.922	6.970	6.970	6.970	6.970	6.970	6.970	6.970	6.970
766	CABOT TURNERS FALLS	Generator	8500	Rest-of-Pool	MA	WCMA	Existing	67.881	67.881	67.881	67.881	67.881	67.881	67.881	67.881	67.881	67.881	67.881	67.881
767	SES CONCORD	Generator	8505	Northern New England	NH	NH	Existing	12.111	12.111	12.111	12.111	12.466	12.466	12.466	12.466	12.466	12.466	12.466	12.466
768	GARVINS HOOKSETT	Generator	8505	Northern New England	NH	NH	Existing	4.461	4.461	4.461	4.461	7.082	7.082	7.082	7.082	7.082	7.082	7.082	7.082
769	HADLEY FALLS 1&2	Generator	8500	Rest-of-Pool	MA	WCMA	Existing	12.302	12.302	12.302	12.302	27.822	27.822	27.822	27.822	27.822	27.822	27.822	27.822
772	NEWPORT HYDRO	Generator	8505	Northern New England	VT	VT	Existing	1.456	1.456	1.456	1.456	1.906	1.906	1.906	1.906	1.906	1.906	1.906	1.906
774	LOWER LAMOILLE COMPOSITE	Generator	8505	Northern New England	VT	VT	Existing	15.800	15.800	15.800	15.800	15.800	15.800	15.800	15.800	15.800	15.800	15.800	15.800
775	MIDDLEBURY COMPOSITE	Generator	8505	Northern New England	VT	VT	Existing	5.678	5.678	5.678	5.678	5.678	5.678	5.678	5.678	5.678	5.678	5.678	5.678
776	N. RUTLAND COMPOSITE	Generator	8505	Northern New England	VT	VT	Existing	4.360	4.360	4.360	4.360	4.360	4.360	4.360	4.360	4.360	4.360	4.360	4.360
779	MIDDLESEX 2	Generator	8505	Northern New England	VT	VT	Existing	0.815	0.815	0.815	0.815	1.674	1.674	1.674	1.674	1.674	1.674	1.674	1.674
783	HIGHGATE FALLS	Generator	8505	Northern New England	VT	VT	Existing	3.376	3.376	3.376	3.376	7.807	7.807	7.807	7.807	7.807	7.807	7.807	7.807
786	KEZAR LEDGEMERE COMPOSITE	Generator	8505	Northern New England	ME	ME	Existing	0.468	0.468	0.468	0.468	1.018	1.018	1.018	1.018	1.018	1.018	1.018	1.018
789	CEC 002 PAWTUCKET U5	Generator	8506	Southeast New England	RI	RI	Existing	0.168	0.168	0.168	0.168	0.570	0.570	0.570	0.570	0.570	0.570	0.570	0.570
792	CENTENNIAL HYDRO	Generator	8500	Rest-of-Pool	MA	WCMA	Existing	0.160	0.160	0.160	0.160	0.544	0.544	0.544	0.544	0.544	0.544	0.544	0.544
793	METHUEN HYDRO	Generator	8506	Southeast New England	MA	NEMA	Existing	0.004	0.004	0.004	0.004	0.151	0.151	0.151	0.151	0.151	0.151	0.151	0.151
794	MINIWAWA	Generator	8505	Northern New England	NH	NH	Existing	0.142	0.142	0.142	0.142	0.528	0.528	0.528	0.528	0.528	0.528	0.528	0.528
795	RIVER MILL HYDRO	Generator	8505	Northern New England	NH	NH	Existing	0.000	0.000	0.000	0.000	0.039	0.039	0.039	0.039	0.039	0.039	0.039	0.039
796	GOODWIN DAM	Generator	8500	Rest-of-Pool	CT	CT	Existing	3.000	3.000	3.000	3.000	3.000	3.000	3.000	3.000	3.000	3.000	3.000	3.000
797	CEC 003 WYRE WYND U5	Generator	8500	Rest-of-Pool	CT	CT	Existing	0.493	0.493	0.493	0.493	1.129	1.129	1.129	1.129	1.129	1.129	1.129	1.129
798	COLEBROOK	Generator	8500	Rest-of-Pool	CT	CT	Existing	0.682	0.682	0.682	0.682	0.553	0.553	0.553	0.553	0.553	0.553	0.553	0.553
800	KINNEYTOWN B	Generator	8500	Rest-of-Pool	CT	CT	Existing	0.114	0.114	0.114	0.114	0.607	0.607	0.607	0.607	0.607	0.607	0.607	0.607
801	WILLIMANTIC 1	Generator	8500	Rest-of-Pool	CT	CT	Existing	0.046	0.046	0.046	0.046	0.127	0.127	0.127	0.127	0.127	0.127	0.127	0.127
802	WILLIMANTIC 2	Generator	8500	Rest-of-Pool	CT	CT	Existing	0.012	0.012	0.012	0.012	0.122	0.122	0.122	0.122	0.122	0.122	0.122	0.122
803	TOUTANT	Generator	8500	Rest-of-Pool	CT	CT	Existing	0.054	0.054	0.054	0.054	0.154	0.154	0.154	0.154	0.154	0.154	0.154	0.154
804	PUTNAM	Generator	8500	Rest-of-Pool	CT	CT	Existing	0.139	0.139	0.139	0.139	0.382	0.382	0.382	0.382	0.382	0.382	0.382	0.382
806	MECHANICSVILLE	Generator	8500	Rest-of-Pool	CT	CT	Existing	0.000	0.000	0.000	0.000	0.162	0.162	0.162	0.162	0.162	0.162	0.162	0.162
807	CEC 004 DAYVILLE POND U5	Generator	8500	Rest-of-Pool	CT	CT	Existing	0.005	0.005	0.005	0.005	0.052	0.052	0.052	0.052	0.052	0.052	0.052	0.052
808	SANDY HOOK HYDRO	Generator	8500	Rest-of-Pool	CT	CT	Existing	0.000	0.000	0.000	0.000	0.066	0.066	0.066	0.066	0.066	0.066	0.066	0.066
810	QUINEBAUG	Generator	8500	Rest-of-Pool	CT	CT	Existing	0.266	0.266	0.266	0.266	0.935	0.935	0.935	0.935	0.935	0.935	0.935	0.935
811	BANTAM	Generator	8500	Rest-of-Pool	CT	CT	Existing	0.026	0.026	0.026	0.026	0.093	0.093	0.093	0.093	0.093	0.093	0.093	0.093
812	BEEBE HOLBROOK	Generator	8500	Rest-of-Pool	MA	WCMA	Existing	0.066	0.066	0.066	0.066	0.066	0.066	0.066	0.066	0.066	0.066	0.066	0.066
813	TUNNEL	Generator	8500	Rest-of-Pool	CT	CT	Existing	0.360	0.360	0.360	0.360	1.147	1.147	1.147	1.147	1.147	1.147	1.147	1.147
814	PATCH	Generator	8505	Northern New England	VT	VT	Existing	0.006	0.006	0.006	0.006	0.054	0.054	0.054	0.054	0.054	0.054	0.054	0.054
815	CARVER FALLS	Generator	8505	Northern New England	VT	VT	Existing	0.082	0.082	0.082	0.082	0.958	0.958	0.958	0.958	0.958	0.958	0.958	0.958
816	CAVENDISH	Generator	8505	Northern New England	VT	VT	Existing	0.289	0.289	0.289	0.289	0.676	0.676	0.676	0.676	0.676	0.676	0.676	0.676
817	TAFTSVILLE VT	Generator	8505	Northern New England	VT	VT	Existing	0.012	0.012	0.012	0.012	0.034	0.034	0.034	0.034	0.034	0.034	0.034	0.034
818	PIERCE MILLS	Generator	8505	Northern New England	VT	VT	Existing	0.091	0.091	0.091	0.091	0.161	0.161	0.161	0.161	0.161	0.161	0.161	0.161
819	ARNOLD FALLS	Generator	8505	Northern New England	VT	VT	Existing	0.124	0.124	0.124	0.124	0.140	0.140	0.140	0.140	0.140	0.140	0.140	0.140
820	PASSUMPSIC	Generator	8505	Northern New England	VT	VT	Existing	0.123	0.123	0.123	0.123	0.228	0.228	0.228	0.228	0.228	0.228	0.228	0.228
821	GAGE	Generator	8505	Northern New England	VT	VT	Existing	0.176	0.176	0.176	0.176	0.324	0.324	0.324	0.324	0.324	0.324	0.324	0.324
822	SMITH (CVPS)	Generator	8505	Northern New England	VT	VT	Existing	0.475	0.475	0.475	0.475	0.557	0.557	0.557	0.557	0.557	0.557	0.557	0.557
823	EAST BARNET	Generator	8505	Northern New England	VT	VT	Existing	0.617	0.617	0.617	0.617	0.813	0.813	0.813	0.813	0.813	0.813	0.813	0.813
824	BATH ELECTRIC HYDRO	Generator	8505	Northern New England	NH	NH	Existing	0.225	0.225	0.225	0.225	0.211	0.211	0.211	0.211	0.211	0.211	0.211	0.211
827	SEARSBURG WIND	Generator	8500	Rest-of-Pool	MA	WCMA	Existing	0.198	0.198	0.198	0.198	1.031	1.031	1.031	1.031	1.031	1.031	1.031	1.031
832	CENTER RUTLAND	Generator	8505	Northern New England	VT	VT	Existing	0.019	0.019	0.019	0.019	0.028	0.028	0.028	0.028	0.028	0.028	0.028	0.028
833	BARNET	Generator	8505	Northern New England	VT	VT	Existing	0.062	0.062	0.062	0.062	0.122	0.122	0.122	0.122	0.122	0.122	0.122	0.122
834	COMPTU FALLS	Generator	8505	Northern New England	VT	VT	Existing	0.174	0.174	0.174	0.174	0.352	0.352	0.352	0.352	0.352	0.352	0.352	0.352
835	DEWEY MILLS	Generator	8505	Northern New England	VT	VT	Existing	0.384	0.384	0.384	0.384	0.764	0.764	0.764	0.764	0.764	0.764	0.764	0.764
836	EMERSON FALLS	Generator	8505	Northern New England	VT	VT	Existing	0.006	0.006	0.006	0.006	0.043	0.043	0.043	0.043	0.043	0.043	0.043	0.043
837	KILLINGTON	Generator	8505	Northern New England	VT	VT	Existing	0.003	0.003	0.003	0.003	0.026	0.026	0.026	0.026	0.026	0.026	0.026	0.026
839	LADD'S MILL	Generator	8505	Northern New England	VT	VT	Existing	0.019	0.019	0.019	0.019	0.051	0.051	0.051	0.051	0.051	0.051	0.051	0.051
840	MARTINSVILLE	Generator	8505	Northern New England	VT	VT	Existing	0.036	0.036	0.036	0.036	0.089	0.089	0.089	0.089	0.089	0.089	0.089	0.089
841	MORETOWN 8	Generator	8505	Northern New England	VT	VT	Existing	0.098	0.098	0.098	0.098	0.217	0.217	0.217	0.217	0.217	0.217	0.217	0.217
842	NANTANA MILL	Generator	8505	Northern New England	VT	VT	Existing	0.033	0.033	0.033	0.033	0.086	0.086	0.086	0.086	0.086	0.086	0.086	0.086
843	NEWBURY	Generator	8505	Northern New England	VT	VT	Existing	0.071	0.071	0.071	0.071	0.119	0.119	0.119	0.119	0.119	0.119	0.119	0.119

ID	Name	Type	Capacity Zone ID	Capacity Zone Name	State	Load Zone	Status	Jun-20	Jul-20	Aug-20	Sep-20	Oct-20	Nov-20	Dec-20	Jan-21	Feb-21	Mar-21	Apr-21	May-21
844	OTTAUQUECHEE	Generator	8505	Northern New England	VT	VT	Existing	0.429	0.429	0.429	0.429	0.733	0.733	0.733	0.733	0.733	0.733	0.733	0.733
845	SLACK DAM	Generator	8505	Northern New England	VT	VT	Existing	0.134	0.134	0.134	0.134	0.271	0.271	0.271	0.271	0.271	0.271	0.271	0.271
846	WINOOSKI 8	Generator	8505	Northern New England	VT	VT	Existing	0.299	0.299	0.299	0.299	0.396	0.396	0.396	0.396	0.396	0.396	0.396	0.396
847	WOODSIDE	Generator	8505	Northern New England	VT	VT	Existing	0.054	0.054	0.054	0.054	0.066	0.066	0.066	0.066	0.066	0.066	0.066	0.066
849	CRESCENT DAM	Generator	8500	Rest-of-Pool	MA	WCMA	Existing	0.338	0.338	0.338	0.338	0.644	0.644	0.644	0.644	0.644	0.644	0.644	0.644
850	GLENDALE HYDRO	Generator	8500	Rest-of-Pool	MA	WCMA	Existing	0.245	0.245	0.245	0.245	0.471	0.471	0.471	0.471	0.471	0.471	0.471	0.471
851	GARDNER FALLS	Generator	8500	Rest-of-Pool	MA	WCMA	Existing	0.099	0.099	0.099	0.099	0.784	0.784	0.784	0.784	0.784	0.784	0.784	0.784
852	SOUTH BARRE HYDRO	Generator	8500	Rest-of-Pool	MA	WCMA	Existing	0.032	0.032	0.032	0.032	0.140	0.140	0.140	0.140	0.140	0.140	0.140	0.140
853	WEBSTER HYDRO	Generator	8500	Rest-of-Pool	MA	WCMA	Existing	0.000	0.000	0.000	0.000	0.043	0.043	0.043	0.043	0.043	0.043	0.043	0.043
854	ORANGE HYDRO 1	Generator	8500	Rest-of-Pool	MA	WCMA	Existing	0.017	0.017	0.017	0.017	0.122	0.122	0.122	0.122	0.122	0.122	0.122	0.122
855	ORANGE HYDRO 2	Generator	8500	Rest-of-Pool	MA	WCMA	Existing	0.075	0.075	0.075	0.075	0.152	0.152	0.152	0.152	0.152	0.152	0.152	0.152
856	HUNT'S POND	Generator	8500	Rest-of-Pool	MA	WCMA	Existing	0.001	0.001	0.001	0.001	0.009	0.009	0.009	0.009	0.009	0.009	0.009	0.009
857	OAKDALE HYDRO	Generator	8500	Rest-of-Pool	MA	WCMA	Existing	2.681	2.681	2.681	2.681	0.475	0.475	0.475	0.475	0.475	0.475	0.475	0.475
859	BOATLOCK	Generator	8500	Rest-of-Pool	MA	WCMA	Existing	1.482	1.482	1.482	1.482	2.041	2.041	2.041	2.041	2.041	2.041	2.041	2.041
860	BRIAR HYDRO	Generator	8505	Northern New England	NH	NH	Existing	0.968	0.968	0.968	0.968	2.863	2.863	2.863	2.863	2.863	2.863	2.863	2.863
861	CANAAN	Generator	8505	Northern New England	NH	NH	Existing	0.691	0.691	0.691	0.691	0.943	0.943	0.943	0.943	0.943	0.943	0.943	0.943
862	CHEMICAL	Generator	8500	Rest-of-Pool	MA	WCMA	Existing	0.504	0.504	0.504	0.504	0.409	0.409	0.409	0.409	0.409	0.409	0.409	0.409
863	CLEMENT DAM	Generator	8505	Northern New England	NH	NH	Existing	0.429	0.429	0.429	0.429	0.550	0.550	0.550	0.550	0.550	0.550	0.550	0.550
864	DWIGHT	Generator	8500	Rest-of-Pool	MA	WCMA	Existing	0.166	0.166	0.166	0.166	0.326	0.326	0.326	0.326	0.326	0.326	0.326	0.326
865	ERROL	Generator	8505	Northern New England	NH	NH	Existing	1.877	1.877	1.877	1.877	2.043	2.043	2.043	2.043	2.043	2.043	2.043	2.043
866	GREGGS	Generator	8505	Northern New England	NH	NH	Existing	0.421	0.421	0.421	0.421	1.212	1.212	1.212	1.212	1.212	1.212	1.212	1.212
867	INDIAN ORCHARD	Generator	8500	Rest-of-Pool	MA	WCMA	Existing	0.278	0.278	0.278	0.278	0.867	0.867	0.867	0.867	0.867	0.867	0.867	0.867
868	MILTON MILLS HYDRO	Generator	8505	Northern New England	NH	NH	Existing	0.297	0.297	0.297	0.297	0.828	0.828	0.828	0.828	0.828	0.828	0.828	0.828
869	MINE FALLS	Generator	8505	Northern New England	NH	NH	Existing	0.543	0.543	0.543	0.543	1.379	1.379	1.379	1.379	1.379	1.379	1.379	1.379
870	PEMBROKE	Generator	8505	Northern New England	NH	NH	Existing	0.323	0.323	0.323	0.323	1.166	1.166	1.166	1.166	1.166	1.166	1.166	1.166
871	PENNACOOK FALLS LOWER	Generator	8505	Northern New England	NH	NH	Existing	1.384	1.384	1.384	1.384	2.996	2.996	2.996	2.996	2.996	2.996	2.996	2.996
872	PENNACOOK FALLS UPPER	Generator	8505	Northern New England	NH	NH	Existing	0.979	0.979	0.979	0.979	2.116	2.116	2.116	2.116	2.116	2.116	2.116	2.116
873	PUTTS BRIDGE	Generator	8500	Rest-of-Pool	MA	WCMA	Existing	0.816	0.816	0.816	0.816	2.093	2.093	2.093	2.093	2.093	2.093	2.093	2.093
874	RED BRIDGE	Generator	8500	Rest-of-Pool	MA	WCMA	Existing	0.578	0.578	0.578	0.578	1.392	1.392	1.392	1.392	1.392	1.392	1.392	1.392
875	RIVER BEND	Generator	8505	Northern New England	NH	NH	Existing	0.592	0.592	0.592	0.592	0.890	0.890	0.890	0.890	0.890	0.890	0.890	0.890
876	ROBERTSVILLE	Generator	8500	Rest-of-Pool	CT	CT	Existing	0.000	0.000	0.000	0.000	0.018	0.018	0.018	0.018	0.018	0.018	0.018	0.018
877	SCOTLAND	Generator	8500	Rest-of-Pool	CT	CT	Existing	0.000	0.000	0.000	0.000	1.068	1.068	1.068	1.068	1.068	1.068	1.068	1.068
878	SKINNER	Generator	8500	Rest-of-Pool	MA	WCMA	Existing	0.100	0.100	0.100	0.100	0.200	0.200	0.200	0.200	0.200	0.200	0.200	0.200
879	TAFTVILLE CT	Generator	8500	Rest-of-Pool	CT	CT	Existing	0.187	0.187	0.187	0.187	0.868	0.868	0.868	0.868	0.868	0.868	0.868	0.868
882	FRANKLIN FALLS	Generator	8505	Northern New England	NH	NH	Existing	0.415	0.415	0.415	0.415	0.514	0.514	0.514	0.514	0.514	0.514	0.514	0.514
883	SALMON FALLS HYDRO	Generator	8505	Northern New England	ME	ME	Existing	0.029	0.029	0.029	0.029	0.456	0.456	0.456	0.456	0.456	0.456	0.456	0.456
884	SWANS FALLS	Generator	8505	Northern New England	NH	NH	Existing	0.335	0.335	0.335	0.335	0.380	0.380	0.380	0.380	0.380	0.380	0.380	0.380
886	COCHECO FALLS	Generator	8505	Northern New England	NH	NH	Existing	0.082	0.082	0.082	0.082	0.296	0.296	0.296	0.296	0.296	0.296	0.296	0.296
887	CHINA MILLS DAM	Generator	8505	Northern New England	NH	NH	Existing	0.005	0.005	0.005	0.005	0.244	0.244	0.244	0.244	0.244	0.244	0.244	0.244
888	NEWFOUND HYDRO	Generator	8505	Northern New England	NH	NH	Existing	0.309	0.309	0.309	0.309	0.888	0.888	0.888	0.888	0.888	0.888	0.888	0.888
889	SUNAPEE HYDRO	Generator	8505	Northern New England	NH	NH	Existing	0.123	0.123	0.123	0.123	0.306	0.306	0.306	0.306	0.306	0.306	0.306	0.306
890	NASHUA HYDRO	Generator	8505	Northern New England	NH	NH	Existing	0.216	0.216	0.216	0.216	0.705	0.705	0.705	0.705	0.705	0.705	0.705	0.705
891	HILLSBORO MILLS	Generator	8505	Northern New England	NH	NH	Existing	0.006	0.006	0.006	0.006	0.147	0.147	0.147	0.147	0.147	0.147	0.147	0.147
892	LAKEPORT DAM	Generator	8505	Northern New England	NH	NH	Existing	0.220	0.220	0.220	0.220	0.223	0.223	0.223	0.223	0.223	0.223	0.223	0.223
893	WEST HOPKINTON HYDRO	Generator	8505	Northern New England	NH	NH	Existing	0.212	0.212	0.212	0.212	0.393	0.393	0.393	0.393	0.393	0.393	0.393	0.393
894	LISBON HYDRO	Generator	8505	Northern New England	NH	NH	Existing	0.238	0.238	0.238	0.238	0.288	0.288	0.288	0.288	0.288	0.288	0.288	0.288
895	LOWER ROBERTSON DAM	Generator	8505	Northern New England	NH	NH	Existing	0.314	0.314	0.314	0.314	0.550	0.550	0.550	0.550	0.550	0.550	0.550	0.550
897	OLD NASH DAM	Generator	8505	Northern New England	NH	NH	Existing	0.015	0.015	0.015	0.015	0.089	0.089	0.089	0.089	0.089	0.089	0.089	0.089
898	SUGAR RIVER HYDRO	Generator	8505	Northern New England	NH	NH	Existing	0.012	0.012	0.012	0.012	0.099	0.099	0.099	0.099	0.099	0.099	0.099	0.099
900	GREAT FALLS LOWER	Generator	8505	Northern New England	NH	NH	Existing	0.103	0.103	0.103	0.103	0.560	0.560	0.560	0.560	0.560	0.560	0.560	0.560
901	WATERLOOM FALLS	Generator	8505	Northern New England	NH	NH	Existing	0.004	0.004	0.004	0.004	0.034	0.034	0.034	0.034	0.034	0.034	0.034	0.034
902	HOSIERY MILL DAM	Generator	8505	Northern New England	NH	NH	Existing	0.000	0.000	0.000	0.000	0.048	0.048	0.048	0.048	0.048	0.048	0.048	0.048
903	WYANDOTTE HYDRO	Generator	8505	Northern New England	NH	NH	Existing	0.000	0.000	0.000	0.000	0.051	0.051	0.051	0.051	0.051	0.051	0.051	0.051
904	LOCHMERE DAM	Generator	8505	Northern New England	NH	NH	Existing	0.256	0.256	0.256	0.256	0.432	0.432	0.432	0.432	0.432	0.432	0.432	0.432
905	ASHUELOT HYDRO	Generator	8505	Northern New England	NH	NH	Existing	0.338	0.338	0.338	0.338	0.537	0.537	0.537	0.537	0.537	0.537	0.537	0.537
906	ROLLINSFORD HYDRO	Generator	8505	Northern New England	NH	NH	Existing	0.118	0.118	0.118	0.118	0.815	0.815	0.815	0.815	0.815	0.815	0.815	0.815
908	OTIS MILL HYDRO	Generator	8505	Northern New England	NH	NH	Existing	0.000	0.000	0.000	0.000	0.009	0.009	0.009	0.009	0.009	0.009	0.009	0.009
909	STEELS POND HYDRO	Generator	8505	Northern New England	NH	NH	Existing	0.009	0.009	0.009	0.009	0.054	0.054	0.054	0.054	0.054	0.054	0.054	0.054
910	CAMPTON DAM	Generator	8505	Northern New England	NH	NH	Existing	0.101	0.101	0.101	0.101	0.127	0.127	0.127	0.127	0.127	0.127	0.127	0.127
911	KELLEYS FALLS	Generator	8505	Northern New England	NH	NH	Existing	0.021	0.021	0.021	0.021	0.130	0.130	0.130	0.130	0.130	0.130	0.130	0.130
913	GOODRICH FALLS	Generator	8505	Northern New England	NH	NH	Existing	0.147	0.147	0.147	0.147	0.268	0.268	0.268	0.268	0.268	0.268	0.268	0.268
914	CHAMBERLAIN FALLS	Generator	8505	Northern New England	NH	NH	Existing	0.000	0.000	0.000	0.000	0.004	0.004	0.004	0.004	0.004	0.004	0.004	0.004
919	HOPKINTON HYDRO	Generator	8505	Northern New England	NH	NH	Existing	0.094	0.094	0.094	0.094	0.163	0.163	0.163	0.163	0.163	0.163	0.163	0.163
922	NOONE FALLS	Generator	8505	Northern New England	NH	NH	Existing	0.000	0.000	0.000	0.000	0.069	0.069	0.069	0.069	0.069	0.069	0.069	0.069
925	OTTER LANE HYDRO	Generator	8505	Northern New England	NH	NH	Existing	0.008	0.008	0.008	0.008	0.034	0.034	0.034	0.034	0.034	0.034	0.034	0.034
926	PETERBOROUGH LOWER HYDRO	Generator	8505	Northern New England	NH	NH	Existing	0.017	0.017	0.017	0.017	0.093	0.093	0.093	0.093	0.093	0.093	0.093	0.093
928	SALMON BROOK STATION 3	Generator	8505	Northern New England	NH	NH	Existing	0.023	0.023	0.023	0.023	0.095	0.095	0.095	0.095	0.095	0.095	0.095	0.095
931	AVERY DAM	Generator	8505	Northern New England	NH	NH	Existing	0.176	0.176	0.176	0.176	0.191	0.191	0.191	0.191	0.191	0.191	0.191	0.191
932	WATSON DAM	Generator	8505	Northern New England	NH	NH	Existing	0.027	0.027	0.027	0.027	0.115	0.115	0.115	0.115	0.115	0.115	0.115	0.115
933	WESTON DAM	Generator	8505	Northern New England	NH	NH	Existing	0.229	0.229	0.229	0.229	0.297	0.297	0.297	0.297	0.297	0.297	0.297	0.297
935	SUNNYBROOK HYDRO 2	Generator	8505	Northern New England	NH	NH	Existing	0.012	0.012	0.012	0.012	0.008	0.008	0.008	0.008	0.008	0.008	0.008	0.008
941	PETERBOROUGH UPPER HYDRO	Generator	8505	Northern New England	NH	NH	Existing	0.011	0.011	0.011	0.011	0.159	0.159	0.159	0.159	0.159	0.159	0.159	0.159
943	FOUR HILLS LANDFILL	Generator	8505	Northern New England	NH	NH	Existing	0.569	0.569	0.569	0.569	0.411	0.411	0.411	0.411	0.411	0.411	0.411	0.411
948	PEPPERELL HYDRO COMPANY LLC	Generator	8500	Rest-of-Pool	MA	WCMA	Existing	0.408	0.408	0.408	0.408	0.573	0.573	0.573	0.573	0.573	0.573	0.573	0.573
949	VALLEY HYDRO - QF	Generator	8506	Southeast New England	RI	RI	Existing	0.017	0.017	0.017	0.017	0.075	0.075	0.075	0.075	0.075	0.075	0.075	0.075
950	LP ATHOL - QF	Generator	8500	Rest-of-Pool	MA	WCMA	Existing	0.063	0.063	0.063	0.063	0.070	0.070	0.070	0.070	0.070	0.070	0.070	0.070
951	BALTIC MILLS - QF	Generator	8505	Northern New England	NH	NH	Existing	0.036	0.036	0.036	0.036	0.062	0.062	0.062	0.062	0.062	0.062	0.062	0.062
953	ATTLEBORO LANDFILL - QF	Generator	8506	Southeast New England	MA	SEMA	Existing	0.000	0.000	0.000	0.000	0.000	0.000	0.000	0.000	0.000	0.000	0.000	0.000
957	HG&E HYDRO CABOT 1-4	Generator	8500	Rest-of-Pool	MA	WCMA	Existing	1.214	1.214	1.214	1.214	1.173	1.173	1.173	1.173	1.173	1.173	1.173	1.173
959	BARTON 1-4 DIESELS	Generator	8505	Northern New England	VT	VT	Existing	0.586	0.586	0.586	0.586	0.586	0.586	0.586	0.586	0.586	0.586	0.586	0.586

ID	Name	Type	Capacity Zone ID	Capacity Zone Name	State	Load Zone	Status	Jun-20	Jul-20	Aug-20	Sep-20	Oct-20	Nov-20	Dec-20	Jan-21	Feb-21	Mar-21	Apr-21	May-21
969	POWDER MILL HYDRO	Generator	8500	Rest-of-Pool	MA	WCMA	Existing	0.000	0.000	0.000	0.000	0.068	0.068	0.068	0.068	0.068	0.068	0.068	0.068
970	DUDLEY HYDRO	Generator	8500	Rest-of-Pool	MA	WCMA	Existing	0.021	0.021	0.021	0.021	0.102	0.102	0.102	0.102	0.102	0.102	0.102	0.102
978	NEW MILFORD	Generator	8500	Rest-of-Pool	CT	CT	Existing	1.281	1.281	1.281	1.281	1.382	1.382	1.382	1.382	1.382	1.382	1.382	1.382
1005	BG DIGHTON POWER LLC	Generator	8506	Southeast New England	MA	SEMA	Existing	164.039	164.039	164.039	164.039	164.039	164.039	164.039	164.039	164.039	164.039	164.039	164.039
1028	BUNKER RD #12 GAS TURB	Generator	8506	Southeast New England	MA	SEMA	Existing	2.351	2.351	2.351	2.351	2.351	2.351	2.351	2.351	2.351	2.351	2.351	2.351
1029	BUNKER RD #13 GAS TURB	Generator	8506	Southeast New England	MA	SEMA	Existing	2.806	2.806	2.806	2.806	2.806	2.806	2.806	2.806	2.806	2.806	2.806	2.806
1030	OAK BLUFFS	Generator	8506	Southeast New England	MA	SEMA	Existing	7.471	7.471	7.471	7.471	7.471	7.471	7.471	7.471	7.471	7.471	7.471	7.471
1031	WEST TISBURY	Generator	8506	Southeast New England	MA	SEMA	Existing	5.005	5.005	5.005	5.005	5.005	5.005	5.005	5.005	5.005	5.005	5.005	5.005
1032	BRIDGEPORT ENERGY 1	Generator	8500	Rest-of-Pool	CT	CT	Existing	476.000	476.000	476.000	476.000	476.000	476.000	476.000	476.000	476.000	476.000	476.000	476.000
1034	RIVERSIDE 4-7	Generator	8500	Rest-of-Pool	MA	WCMA	Existing	1.428	1.428	1.428	1.428	1.647	1.647	1.647	1.647	1.647	1.647	1.647	1.647
1035	RIVERSIDE 8	Generator	8500	Rest-of-Pool	MA	WCMA	Existing	3.180	3.180	3.180	3.180	3.055	3.055	3.055	3.055	3.055	3.055	3.055	3.055
1047	FAIRFAX	Generator	8505	Northern New England	VT	VT	Existing	1.761	1.761	1.761	1.761	3.647	3.647	3.647	3.647	3.647	3.647	3.647	3.647
1048	WARE HYDRO	Generator	8500	Rest-of-Pool	MA	WCMA	Existing	0.139	0.139	0.139	0.139	0.636	0.636	0.636	0.636	0.636	0.636	0.636	0.636
1049	COLLINS HYDRO	Generator	8500	Rest-of-Pool	MA	WCMA	Existing	0.349	0.349	0.349	0.349	0.667	0.667	0.667	0.667	0.667	0.667	0.667	0.667
1050	CHICOPEE HYDRO	Generator	8500	Rest-of-Pool	MA	WCMA	Existing	0.704	0.704	0.704	0.704	1.284	1.284	1.284	1.284	1.284	1.284	1.284	1.284
1054	BLACKSTONE HYDRO ASSOC	Generator	8506	Southeast New England	RI	RI	Existing	0.000	0.000	0.000	0.000	0.138	0.138	0.138	0.138	0.138	0.138	0.138	0.138
1057	BLACKSTONE HYDRO LOAD REDUCER	Generator	8506	Southeast New England	RI	RI	Existing	0.280	0.280	0.280	0.280	0.601	0.601	0.601	0.601	0.601	0.601	0.601	0.601
1059	BARRE LANDFILL	Generator	8500	Rest-of-Pool	MA	WCMA	Existing	0.604	0.604	0.604	0.604	0.641	0.641	0.641	0.641	0.641	0.641	0.641	0.641
1061	MASCOMA HYDRO	Generator	8505	Northern New England	NH	NH	Existing	0.133	0.133	0.133	0.133	0.594	0.594	0.594	0.594	0.594	0.594	0.594	0.594
1062	MWRA COSGROVE	Generator	8500	Rest-of-Pool	MA	WCMA	Existing	0.883	0.883	0.883	0.883	0.321	0.321	0.321	0.321	0.321	0.321	0.321	0.321
1086	BERKSHIRE POWER	Generator	8500	Rest-of-Pool	MA	WCMA	Existing	229.279	229.279	229.279	229.279	229.279	229.279	229.279	229.279	229.279	229.279	229.279	229.279
1109	MMWAC	Generator	8505	Northern New England	ME	ME	Existing	1.848	1.848	1.848	1.848	2.021	2.021	2.021	2.021	2.021	2.021	2.021	2.021
1113	BRASSUA HYDRO	Generator	8505	Northern New England	ME	ME	Existing	4.203	4.203	4.203	4.203	4.203	4.203	4.203	4.203	4.203	4.203	4.203	4.203
1117	GREAT WORKS COMPOSITE	Generator	8505	Northern New England	ME	ME	Existing	0.015	0.015	0.015	0.015	0.121	0.121	0.121	0.121	0.121	0.121	0.121	0.121
1119	KENNEBAGO HYDRO	Generator	8505	Northern New England	ME	ME	Existing	0.190	0.190	0.190	0.190	0.449	0.449	0.449	0.449	0.449	0.449	0.449	0.449
1122	CASCADE-DIAMOND-QF	Generator	8500	Rest-of-Pool	MA	WCMA	Existing	0.083	0.083	0.083	0.083	0.188	0.188	0.188	0.188	0.188	0.188	0.188	0.188
1185	STONY BROOK GT1A	Generator	8500	Rest-of-Pool	MA	WCMA	Existing	103.167	103.167	103.167	103.167	103.167	103.167	103.167	103.167	103.167	103.167	103.167	103.167
1186	STONY BROOK GT1B	Generator	8500	Rest-of-Pool	MA	WCMA	Existing	99.932	99.932	99.932	99.932	99.932	99.932	99.932	99.932	99.932	99.932	99.932	99.932
1187	STONY BROOK GT1C	Generator	8500	Rest-of-Pool	MA	WCMA	Existing	103.167	103.167	103.167	103.167	103.167	103.167	103.167	103.167	103.167	103.167	103.167	103.167
1209	CRRA HARTFORD LANDFILL	Generator	8500	Rest-of-Pool	CT	CT	Existing	1.374	1.374	1.374	1.374	1.393	1.393	1.393	1.393	1.393	1.393	1.393	1.393
1210	MILLENNIUM	Generator	8500	Rest-of-Pool	MA	WCMA	Existing	331.000	331.000	331.000	331.000	331.000	331.000	331.000	331.000	331.000	331.000	331.000	331.000
1216	MAINE INDEPENDENCE STATION	Generator	8505	Northern New England	ME	ME	Existing	492.658	492.658	492.658	492.658	492.658	492.658	492.658	492.658	492.658	492.658	492.658	492.658
1221	ESSEX DIESELS	Generator	8505	Northern New England	VT	VT	Existing	7.215	7.215	7.215	7.215	7.215	7.215	7.215	7.215	7.215	7.215	7.215	7.215
1225	TANNERY DAM	Generator	8500	Rest-of-Pool	MA	WCMA	Existing	0.000	0.000	0.000	0.000	0.006	0.006	0.006	0.006	0.006	0.006	0.006	0.006
1226	TIVERTON POWER	Generator	8506	Southeast New England	RI	RI	Existing	267.424	267.424	267.424	267.424	267.424	267.424	267.424	267.424	267.424	267.424	267.424	267.424
1255	RUMFORD POWER	Generator	8505	Northern New England	ME	ME	Existing	244.281	244.281	244.281	244.281	244.281	244.281	244.281	244.281	244.281	244.281	244.281	244.281
1258	BHE SMALL HYDRO COMPOSITE	Generator	8505	Northern New England	ME	ME	Existing	0.900	0.900	0.900	0.900	1.713	1.713	1.713	1.713	1.713	1.713	1.713	1.713
1267	SPARHAWK	Generator	8505	Northern New England	ME	ME	Existing	0.001	0.001	0.001	0.001	0.017	0.017	0.017	0.017	0.017	0.017	0.017	0.017
1270	SYSKO STONY BROOK	Generator	8505	Northern New England	ME	ME	Existing	0.016	0.016	0.016	0.016	0.015	0.015	0.015	0.015	0.015	0.015	0.015	0.015
1271	SYSKO WIGHT BROOK	Generator	8505	Northern New England	ME	ME	Existing	0.003	0.003	0.003	0.003	0.023	0.023	0.023	0.023	0.023	0.023	0.023	0.023
1273	KENNEBEC WATER U5	Generator	8505	Northern New England	ME	ME	Existing	0.102	0.102	0.102	0.102	0.480	0.480	0.480	0.480	0.480	0.480	0.480	0.480
1286	ANP-BLACKSTONE ENERGY CO. #1	Generator	8506	Southeast New England	MA	SEMA	Existing	239.174	239.174	239.174	239.174	239.174	239.174	239.174	239.174	239.174	239.174	239.174	239.174
1287	ANP-BLACKSTONE ENERGY 2	Generator	8506	Southeast New England	MA	SEMA	Existing	250.295	250.295	250.295	250.295	250.295	250.295	250.295	250.295	250.295	250.295	250.295	250.295
1288	BUCKSPORT ENERGY 4	Generator	8505	Northern New England	ME	ME	Existing	160.300	160.300	160.300	160.300	160.300	160.300	160.300	160.300	160.300	160.300	160.300	160.300
1342	LAKE ROAD 1	Generator	8500	Rest-of-Pool	CT	CT	Existing	269.792	269.792	269.792	269.792	269.792	269.792	269.792	269.792	269.792	269.792	269.792	269.792
1343	LAKE ROAD 2	Generator	8500	Rest-of-Pool	CT	CT	Existing	275.213	275.213	275.213	275.213	275.213	275.213	275.213	275.213	275.213	275.213	275.213	275.213
1344	LAKE ROAD 3	Generator	8500	Rest-of-Pool	CT	CT	Existing	279.000	279.000	279.000	279.000	279.000	279.000	279.000	279.000	279.000	279.000	279.000	279.000
1345	WESTBROOK	Generator	8505	Northern New England	ME	ME	Existing	530.000	530.000	530.000	530.000	530.000	530.000	530.000	530.000	530.000	530.000	530.000	530.000
1368	ROCKY GORGE CORPORATION	Generator	8505	Northern New England	ME	ME	Existing	0.086	0.086	0.086	0.086	0.269	0.269	0.269	0.269	0.269	0.269	0.269	0.269
1376	PPL WALLINGFORD UNIT 1	Generator	8500	Rest-of-Pool	CT	CT	Existing	43.473	43.473	43.473	43.473	43.473	43.473	43.473	43.473	43.473	43.473	43.473	43.473
1377	PPL WALLINGFORD UNIT 2	Generator	8500	Rest-of-Pool	CT	CT	Existing	43.019	43.019	43.019	43.019	43.019	43.019	43.019	43.019	43.019	43.019	43.019	43.019
1378	PPL WALLINGFORD UNIT 3	Generator	8500	Rest-of-Pool	CT	CT	Existing	44.566	44.566	44.566	44.566	44.566	44.566	44.566	44.566	44.566	44.566	44.566	44.566
1379	PPL WALLINGFORD UNIT 4	Generator	8500	Rest-of-Pool	CT	CT	Existing	43.157	43.157	43.157	43.157	43.157	43.157	43.157	43.157	43.157	43.157	43.157	43.157
1380	PPL WALLINGFORD UNIT 5	Generator	8500	Rest-of-Pool	CT	CT	Existing	44.425	44.425	44.425	44.425	44.425	44.425	44.425	44.425	44.425	44.425	44.425	44.425
1385	Milford Power 1 Incremental	Generator	8500	Rest-of-Pool	CT	CT	Existing	267.610	267.610	267.610	267.610	267.610	267.610	267.610	267.610	267.610	267.610	267.610	267.610
1386	MILFORD POWER 2	Generator	8500	Rest-of-Pool	CT	CT	Existing	267.093	267.093	267.093	267.093	267.093	267.093	267.093	267.093	267.093	267.093	267.093	267.093
1412	ANP-BELLINGHAM 1	Generator	8506	Southeast New England	MA	SEMA	Existing	254.473	254.473	254.473	254.473	254.473	254.473	254.473	254.473	254.473	254.473	254.473	254.473
1415	ANP-BELLINGHAM 2	Generator	8506	Southeast New England	MA	SEMA	Existing	247.067	247.067	247.067	247.067	247.067	247.067	247.067	247.067	247.067	247.067	247.067	247.067
1432	GRS-FALL RIVER	Generator	8506	Southeast New England	MA	SEMA	Existing	3.028	3.028	3.028	3.028	3.028	3.028	3.028	3.028	3.028	3.028	3.028	3.028
1478	MYSTIC 8	Generator	8506	Southeast New England	MA	NEMA	Existing	703.324	703.324	703.324	703.324	703.324	703.324	703.324	703.324	703.324	703.324	703.324	703.324
1572	GRANBY SANITARY LANDFILL QF U5	Generator	8500	Rest-of-Pool	MA	WCMA	Existing	2.392	2.392	2.392	2.392	2.636	2.636	2.636	2.636	2.636	2.636	2.636	2.636
1616	MYSTIC 9	Generator	8506	Southeast New England	MA	NEMA	Existing	709.676	709.676	709.676	709.676	709.676	709.676	709.676	709.676	709.676	709.676	709.676	709.676
1625	GRANITE RIDGE ENERGY	Generator	8505	Northern New England	NH	NH	Existing	675.675	675.675	675.675	675.675	675.675	675.675	675.675	675.675	675.675	675.675	675.675	675.675
1630	RISEP	Generator	8506	Southeast New England	RI	RI	Existing	551.668	551.668	551.668	551.668	556.664	556.664	569.946	569.946	569.946	569.946	556.664	556.664
1631	Indeck-Energy Alexandria, LLC	Generator	8505	Northern New England	NH	NH	Existing	15.031	15.031	15.031	15.031	15.031	15.031	15.031	15.031	15.031	15.031	15.031	15.031
1649	EP Newington Energy, LLC	Generator	8505	Northern New England	NH	NH	Existing	522.014	522.014	522.014	522.014	522.014	522.014	522.014	522.014	522.014	522.014	522.014	522.014
1656	HULL WIND TURBINE U5	Generator	8506	Southeast New England	MA	SEMA	Existing	0.032	0.032	0.032	0.032	0.108	0.108	0.108	0.108	0.108	0.108	0.108	0.108
1672	KENDALL CT	Generator	8506	Southeast New England	MA	NEMA	Existing	170.000	170.000	170.000	170.000	170.000	170.000	170.000	170.000	170.000	170.000	170.000	170.000
1691	FORE RIVER-1	Generator	8506	Southeast New England	MA	SEMA	Existing	708.000	708.000	708.000	708.000	708.000	708.000	708.000	708.000	708.000	708.000	708.000	708.000
1693	WEST SPRINGFIELD GT-1	Generator	8500	Rest-of-Pool	MA	WCMA	Existing	36.908	36.908	36.908	36.908	36.908	36.908	36.908	36.908	36.908	36.908	36.908	36.908
1694	WEST SPRINGFIELD GT-2	Generator	8500	Rest-of-Pool	MA	WCMA	Existing	37.441	37.441	37.441	37.441	37.441	37.441	37.441	37.441	37.441	37.441	37.441	37.441
1720	MIDDLEBURY LOWER	Generator	8505	Northern New England	VT	VT	Existing	0.710	0.710	0.710	0.710	1.103	1.103	1.103	1.103	1.103	1.103	1.103	1.103
2278	BARKER LOWER HYDRO	Generator	8505	Northern New England	ME	ME	Existing	0.312	0.312	0.312	0.312	0.833	0.833	0.833	0.833	0.833	0.833	0.833	0.833
2279	BARKER UPPER HYDRO	Generator	8505	Northern New England	ME	ME	Existing	0.377	0.377	0.377	0.377	0.700	0.700	0.700	0.700	0.700	0.700	0.700	0.700
2280	BENTON FALLS HYDRO	Generator	8505	Northern New England	ME	ME	Existing	0.794	0.794	0.794	0.794	1.997	1.997	1.997	1.997	1.997	1.997	1.997	1.997
2281	BROWNS MILL HYDRO	Generator	8505	Northern New England	ME	ME	Existing	0.200	0.200	0.200	0.200	0.516	0.516	0.516	0.516	0.516	0.516	0.516	0.516
2282	DAMARISCOTTA HYDRO	Generator	8505	Northern New England	ME	ME	Existing	0.000	0.000	0.000	0.000	0.237	0.237	0.237	0.237	0.237	0.237	0.237	0.237
2283	EUSTIS HYDRO	Generator	8505	Northern New England	ME	ME	Existing	0.074	0.074	0.074	0.074	0.137	0.137	0.137	0.137	0.137	0.137	0.137	0.137
2284	GARDINER HYDRO	Generator	8505	Northern New England	ME	ME	Existing	0.388	0.388	0.388	0.388	0.941	0.941	0.941	0.941	0.941	0.941	0.941	0.941
2285	GREENVILLE HYDRO	Generator	8505	Northern New England	ME	ME	Existing	0.077	0.077	0.077	0.077	0.334	0.334	0.334	0.334	0.334	0.334	0.334	0.334

ID	Name	Type	Capacity Zone ID	Capacity Zone Name	State	Load Zone	Status	Jun-20	Jul-20	Aug-20	Sep-20	Oct-20	Nov-20	Dec-20	Jan-21	Feb-21	Mar-21	Apr-21	May-21
2286	HACKETT MILLS HYDRO	Generator	8505	Northern New England	ME	ME	Existing	0.022	0.022	0.022	0.022	0.275	0.275	0.275	0.275	0.275	0.275	0.275	0.275
2287	MECHANIC FALLS HYDRO	Generator	8505	Northern New England	ME	ME	Existing	0.188	0.188	0.188	0.188	0.459	0.459	0.459	0.459	0.459	0.459	0.459	0.459
2288	NORWAY HYDRO	Generator	8505	Northern New England	ME	ME	Existing	0.000	0.000	0.000	0.000	0.015	0.015	0.015	0.015	0.015	0.015	0.015	0.015
2289	PIONEER DAM HYDRO	Generator	8505	Northern New England	ME	ME	Existing	0.075	0.075	0.075	0.075	0.065	0.065	0.065	0.065	0.065	0.065	0.065	0.065
2290	PITTSFIELD HYDRO	Generator	8505	Northern New England	ME	ME	Existing	0.225	0.225	0.225	0.225	0.632	0.632	0.632	0.632	0.632	0.632	0.632	0.632
2291	WAVERLY AVENUE HYDRO	Generator	8505	Northern New England	ME	ME	Existing	0.175	0.175	0.175	0.175	0.225	0.225	0.225	0.225	0.225	0.225	0.225	0.225
2292	YORK HYDRO	Generator	8505	Northern New England	ME	ME	Existing	0.138	0.138	0.138	0.138	0.697	0.697	0.697	0.697	0.697	0.697	0.697	0.697
2424	CITIZENS BLOCK LOAD	Generator	8505	Northern New England	VT	VT	Existing	30.000	30.000	30.000	30.000	30.000	30.000	30.000	30.000	30.000	30.000	30.000	30.000
2425	SPRINGFIELD REFUSE-NEW	Generator	8500	Rest-of-Pool	MA	WCMA	Existing	5.082	5.082	5.082	5.082	5.714	5.714	5.714	5.714	5.714	5.714	5.714	5.714
2426	Hydro Kennebec	Generator	8505	Northern New England	ME	ME	Existing	6.844	6.844	6.844	6.844	9.860	9.860	9.860	9.860	9.860	9.860	9.860	9.860
2430	BELDENS-NEW	Generator	8505	Northern New England	VT	VT	Existing	1.130	1.130	1.130	1.130	2.477	2.477	2.477	2.477	2.477	2.477	2.477	2.477
2431	DODGE FALLS-NEW	Generator	8505	Northern New England	VT	VT	Existing	3.472	3.472	3.472	3.472	3.756	3.756	3.756	3.756	3.756	3.756	3.756	3.756
2432	HUNTINGTON FALLS-NEW	Generator	8505	Northern New England	VT	VT	Existing	1.564	1.564	1.564	1.564	2.413	2.413	2.413	2.413	2.413	2.413	2.413	2.413
2433	RYEGATE 1-NEW	Generator	8505	Northern New England	VT	VT	Existing	19.000	19.000	19.000	19.000	18.908	18.908	18.908	18.908	18.908	18.908	18.908	18.908
2434	GORGE 18 HYDRO-NEW	Generator	8505	Northern New England	VT	VT	Existing	0.517	0.517	0.517	0.517	0.888	0.888	0.888	0.888	0.888	0.888	0.888	0.888
2435	VERGENNES HYDRO-NEW	Generator	8505	Northern New England	VT	VT	Existing	1.015	1.015	1.015	1.015	1.237	1.237	1.237	1.237	1.237	1.237	1.237	1.237
2439	BROCKWAY MILLS U5	Generator	8505	Northern New England	VT	VT	Existing	0.029	0.029	0.029	0.029	0.162	0.162	0.162	0.162	0.162	0.162	0.162	0.162
2462	PLAINVILLE GEN QF U5	Generator	8506	Southeast New England	MA	SEMA	Existing	2.276	2.276	2.276	2.276	2.478	2.478	2.478	2.478	2.478	2.478	2.478	2.478
2466	CHERRY 7	Generator	8500	Rest-of-Pool	MA	WCMA	Existing	2.800	2.800	2.800	2.800	2.800	2.800	2.800	2.800	2.800	2.800	2.800	2.800
2467	CHERRY 8	Generator	8500	Rest-of-Pool	MA	WCMA	Existing	3.400	3.400	3.400	3.400	3.400	3.400	3.400	3.400	3.400	3.400	3.400	3.400
2468	CHERRY 10	Generator	8500	Rest-of-Pool	MA	WCMA	Existing	2.100	2.100	2.100	2.100	2.100	2.100	2.100	2.100	2.100	2.100	2.100	2.100
2469	CHERRY 11	Generator	8500	Rest-of-Pool	MA	WCMA	Existing	2.100	2.100	2.100	2.100	2.100	2.100	2.100	2.100	2.100	2.100	2.100	2.100
2470	CHERRY 12	Generator	8500	Rest-of-Pool	MA	WCMA	Existing	4.999	4.999	4.999	4.999	4.999	4.999	4.999	4.999	4.999	4.999	4.999	4.999
9100	CL&P Connecticut Portfolio	Demand	8500	Rest-of-Pool	CT	CT	Existing	10.349	10.349	10.349	10.349	10.349	10.349	10.349	10.349	10.349	10.349	10.349	10.349
9103	CLM C&I Energy Efficiency	Demand	8500	Rest-of-Pool	CT	CT	Existing	3.639	3.639	3.639	3.639	3.639	3.639	3.639	3.639	3.639	3.639	3.639	3.639
9104	EI C&I Energy Efficiency	Demand	8500	Rest-of-Pool	CT	CT	Existing	1.325	1.325	1.325	1.325	1.325	1.325	1.325	1.325	1.325	1.325	1.325	1.325
9105	PSNH CORE EE Pgm Portfolio I	Demand	8505	Northern New England	NH	NH	Existing	2.237	2.237	2.237	2.237	2.237	2.237	2.237	2.237	2.237	2.237	2.237	2.237
9108	Residential Energy Efficienc	Demand	8505	Northern New England	VT	VT	Existing	0.008	0.008	0.008	0.008	0.008	0.008					0.008	0.008
9109	Commercial Energy Efficiency	Demand	8505	Northern New England	VT	VT	Existing	0.085	0.085	0.085	0.085	0.085	0.085	0.085	0.085	0.085	0.085	0.085	0.085
9114	ngrid nh odr eeproject_1	Demand	8505	Northern New England	NH	NH	Existing	0.659	0.659	0.659	0.659	0.659	0.659	0.659	0.659	0.659	0.659	0.659	0.659
9115	CL&P Dist Gen 2007	Demand	8500	Rest-of-Pool	CT	CT	Existing	0.293	0.293	0.293	0.293	0.293	0.293	0.293	0.293	0.293	0.293	0.293	0.293
9116	ngrid ri odr eeproject_1	Demand	8506	Southeast New England	RI	RI	Existing	2.583	2.583	2.583	2.583	2.583	2.583	2.583	2.583	2.583	2.583	2.583	2.583
9120	ngrid sema odr eeproject_1	Demand	8506	Southeast New England	MA	SEMA	Existing	2.562	2.562	2.562	2.562	2.562	2.562	2.562	2.562	2.562	2.562	2.562	2.562
9121	ngrid wcma odr eeproject_1	Demand	8500	Rest-of-Pool	MA	WCMA	Existing	2.920	2.920	2.920	2.920	2.920	2.920	2.920	2.920	2.920	2.920	2.920	2.920
9122	ngrid nema odr eeproject_1	Demand	8506	Southeast New England	MA	NEMA	Existing	2.378	2.378	2.378	2.378	2.378	2.378	2.378	2.378	2.378	2.378	2.378	2.378
9123	NSTAR SEMA	Demand	8506	Southeast New England	MA	SEMA	Existing	2.074	2.074	2.074	2.074	2.074	2.074	2.074	2.074	2.074	2.074	2.074	2.074
9129	UMass Amherst - 4 MW Steam Turbine	Demand	8500	Rest-of-Pool	MA	WCMA	Existing	1.620	1.620	1.620	1.620	1.620	1.620	1.620	1.620	1.620	1.620	1.620	1.620
10091	MWRA Deer Island	Demand	8506	Southeast New England	MA	NEMA	Existing	12.517	12.517	12.517	12.517	12.517	12.517	12.517	12.517	12.517	12.517	12.517	12.517
10106	Citizens Group A	Demand	8505	Northern New England	VT	VT	Existing	5.076	5.076	5.076	5.076	5.076	5.076	5.076	5.076	5.076	5.076	5.076	5.076
10308	NECCO COGENERATION FACILITY	Generator	8506	Southeast New England	MA	NEMA	Existing	4.743	4.743	4.743	4.743	4.743	4.743	4.743	4.743	4.743	4.743	4.743	4.743
10361	BOC Kittery Load	Demand	8505	Northern New England	ME	ME	Existing	9.396	9.396	9.396	9.396	9.396	9.396	9.396	9.396	9.396	9.396	9.396	9.396
10401	CELLEY MILL U5	Generator	8505	Northern New England	NH	NH	Existing	0.028	0.028	0.028	0.028	0.080	0.080	0.080	0.080	0.080	0.080	0.080	0.080
10402	PETTYBORO HYDRO U5	Generator	8505	Northern New England	NH	NH	Existing	0.000	0.000	0.000	0.000	0.002	0.002	0.002	0.002	0.002	0.002	0.002	0.002
10403	EASTMAN BROOK U5	Generator	8505	Northern New England	NH	NH	Existing	0.011	0.011	0.011	0.011	0.041	0.041	0.041	0.041	0.041	0.041	0.041	0.041
10406	LOWER VALLEY HYDRO U5	Generator	8505	Northern New England	NH	NH	Existing	0.088	0.088	0.088	0.088	0.253	0.253	0.253	0.253	0.253	0.253	0.253	0.253
10407	WOODSVILLE HYDRO U5	Generator	8505	Northern New England	NH	NH	Existing	0.117	0.117	0.117	0.117	0.084	0.084	0.084	0.084	0.084	0.084	0.084	0.084
10409	SWEETWATER HYDRO U5	Generator	8505	Northern New England	NH	NH	Existing	0.135	0.135	0.135	0.135	0.285	0.285	0.285	0.285	0.285	0.285	0.285	0.285
10424	Great Lakes - Berlin Incremental	Generator	8505	Northern New England	NH	NH	Existing	8.948	8.948	8.948	8.948	13.398	13.398	13.398	13.398	13.398	13.398	13.398	13.398
10615	BLUE SPRUCE FARM U5	Generator	8505	Northern New England	VT	VT	Existing	0.275	0.275	0.275	0.275	0.263	0.263	0.263	0.263	0.263	0.263	0.263	0.263
10770	WEST SPRINGFIELD HYDRO U5	Generator	8500	Rest-of-Pool	MA	WCMA	Existing	0.361	0.361	0.361	0.361	0.903	0.903	0.903	0.903	0.903	0.903	0.903	0.903
10801	COVENTRY CLEAN ENERGY	Generator	8505	Northern New England	VT	VT	Existing	3.464	3.464	3.464	3.464	3.559	3.559	3.559	3.559	3.559	3.559	3.559	3.559
10959	RRIG EXPANSION PHASE 2	Generator	8506	Southeast New England	RI	RI	Existing	0.000	0.000	0.000	0.000	0.000	0.000	0.000	0.000	0.000	0.000	0.000	0.000
11052	GRTR NEW BEDFORD LFG UTIL PROJ	Generator	8506	Southeast New England	MA	SEMA	Existing	2.424	2.424	2.424	2.424	2.441	2.441	2.441	2.441	2.441	2.441	2.441	2.441
11126	NORTH HARTLAND HYDRO	Generator	8505	Northern New England	VT	VT	Existing	1.403	1.403	1.403	1.403	2.403	2.403	2.403	2.403	2.403	2.403	2.403	2.403
11408	HULL WIND TURBINE II	Generator	8506	Southeast New England	MA	SEMA	Existing	0.047	0.047	0.047	0.047	0.310	0.310	0.310	0.310	0.310	0.310	0.310	0.310
11424	RUMFORD FALLS	Generator	8505	Northern New England	ME	ME	Existing	29.005	29.005	29.005	29.005	35.036	35.036	35.036	35.036	35.036	35.036	35.036	35.036
11842	WATERSIDE POWER	Generator	8500	Rest-of-Pool	CT	CT	Existing	70.017	70.017	70.017	70.017	70.017	70.017	70.017	70.017	70.017	70.017	70.017	70.017
11925	BROCKTON BRIGHTFIELDS	Generator	8506	Southeast New England	MA	SEMA	Existing	0.146	0.146	0.146	0.146	0.000	0.000	0.000	0.000	0.000	0.000	0.000	0.000
12108	FIEC DIESEL	Generator	8505	Northern New England	ME	ME	Existing	1.540	1.540	1.540	1.540	1.540	1.540	1.540	1.540	1.540	1.540	1.540	1.540
12180	BERKSHIRE COW POWER	Generator	8505	Northern New England	VT	VT	Existing	0.226	0.226	0.226	0.226	0.291	0.291	0.291	0.291	0.291	0.291	0.291	0.291
12274	GREEN MOUNTAIN DAIRY	Generator	8505	Northern New England	VT	VT	Existing	0.198	0.198	0.198	0.198	0.214	0.214	0.214	0.214	0.214	0.214	0.214	0.214
12323	COVENTRY CLEAN ENERGY #4	Generator	8505	Northern New England	VT	VT	Existing	2.391	2.391	2.391	2.391	2.440	2.440	2.440	2.440	2.440	2.440	2.440	2.440
12450	NYPA - CMR	Import	8500	Rest-of-Pool			Existing	68.800	68.800	68.800	68.800	68.800	68.800	68.800	68.800	68.800	68.800	68.800	68.800
12451	NYPA - VT	Import	8500	Rest-of-Pool			Existing	14.000	14.000	14.000	14.000	14.000	14.000	14.000	14.000	14.000	14.000	14.000	14.000
12500	Thomas A. Watson	Generator	8506	Southeast New England	MA	SEMA	Existing	105.200	105.200	105.200	105.200	105.200	105.200	105.200	105.200	105.200	105.200	105.200	105.200
12504	Devon 15-18	Generator	8500	Rest-of-Pool	CT	CT	Existing	187.589	187.589	187.589	187.589	187.589	187.589	187.589	187.589	187.589	187.589	187.589	187.589
12505	Middletown 12-15	Generator	8500	Rest-of-Pool	CT	CT	Existing	187.600	187.600	187.600	187.600	187.600	187.600	187.600	187.600	187.600	187.600	187.600	187.600
12509	UNH Power Plant	Generator	8505	Northern New England	NH	NH	Existing	2.000	2.000	2.000	2.000	2.000	2.000	2.000	2.000	2.000	2.000	2.000	2.000
12510	Swanton Gas Turbine 1	Generator	8505	Northern New England	VT	VT	Existing	19.304	19.304	19.304	19.304	19.304	19.304	19.304	19.304	19.304	19.304	19.304	19.304
12511	Swanton Gas Turbine 2	Generator	8505	Northern New England	VT	VT	Existing	19.349	19.349	19.349	19.349	19.349	19.349	19.349	19.349	19.349	19.349	19.349	19.349
12521	Lowell Power Reactivation	Generator	8500	Rest-of-Pool	MA	WCMA	Existing	74.000	74.000	74.000	74.000	74.000	74.000	74.000	74.000	74.000	74.000	74.000	74.000
12524	Cos Cob 13&14	Generator	8500	Rest-of-Pool	CT	CT	Existing	36.000	36.000	36.000	36.000	36.000	36.000	36.000	36.000	36.000	36.000	36.000	36.000
12526	Pierce	Generator	8500	Rest-of-Pool	CT	CT	Existing	74.085	74.085	74.085	74.085	74.085	74.085	74.085	74.085	74.085	74.085	74.085	74.085
12530	Sheffield Wind Farm	Generator	8505	Northern New England	VT	VT	Existing	2.893	2.893	2.893	2.893	8.873	8.873	8.873	8.873	8.873	8.873	8.873	8.873
12551	Kibby Wind Power	Generator	8505	Northern New England	ME	ME	Existing	14.719	14.719	14.719	14.719	32.115	32.115	32.115	32.115	32.115	32.115	32.115	32.115
12553	Covanta Haverhill Landfill Gas Engine	Generator	8506	Southeast New England	MA	NEMA	Existing	1.188	1.188	1.188	1.188	1.188	1.188	1.188	1.188	1.188	1.188	1.188	1.188
12564	Waterbury Generation Facility	Generator	8500	Rest-of-Pool	CT	CT	Existing	96.349	96.349	96.349	96.349	96.349	96.349	96.349	96.349	96.349	96.349	96.349	96.349
12581	CL&P - Conservation & Load Management (CL&M) - E	Demand	8500	Rest-of-Pool	CT	CT	Existing	359.014	359.014	359.014	359.014	359.014	359.014	336.473	336.473	336.473	336.473	359.014	359.014
12583	CL&P Distributed Generation FCM 2010	Demand	8500	Rest-of-Pool	CT	CT	Existing	34.232	34.232	34.232	34.232	34.232	34.232	34.232	34.232	34.232	34.232	34.232	34.232
12584	Conservation and Load Management Program	Demand	8500	Rest-of-Pool	CT	CT	Existing	3.030	3.030	3.030	3.030	3.030	3.030	3.030	3.030	3.030	3.030	3.030	3.030

ID	Name	Type	Capacity Zone ID	Capacity Zone Name	State	Load Zone	Status	Jun-20	Jul-20	Aug-20	Sep-20	Oct-20	Nov-20	Dec-20	Jan-21	Feb-21	Mar-21	Apr-21	May-21
12586	Efficiency Maine Residential Efficient Products	Demand	8505	Northern New England	ME	ME	Existing	7.657	7.657	7.657	7.657	7.657	7.657	0.000	0.000	0.000	0.000	7.657	7.657
12590	Ameresco CT DSM	Demand	8500	Rest-of-Pool	CT	CT	Existing	6.029	6.029	6.029	6.029	6.029	6.029	6.029	6.029	6.029	6.029	6.029	6.029
12597	Cambridge Energy Alliance-1	Demand	8506	Southeast New England	MA	NEMA	Existing	0.653	0.653	0.653	0.653	0.653	0.653	0.653	0.653	0.653	0.653	0.653	0.653
12598	Cambridge Energy Alliance-2	Demand	8506	Southeast New England	MA	NEMA	Existing	4.736	4.736	4.736	4.736	4.736	4.736	4.736	4.736	4.736	4.736	4.736	4.736
12600	UI Conservation and Load Management Programs	Demand	8500	Rest-of-Pool	CT	CT	Existing	70.788	70.788	70.788	70.788	70.788	70.788	69.649	69.649	69.649	69.649	70.788	70.788
12657	Unitil CORE Energy Efficiency Programs-2	Demand	8500	Rest-of-Pool	MA	WCMA	Existing	7.940	7.940	7.940	7.940	7.940	7.940	7.940	7.940	7.940	7.940	7.940	7.940
12670	ngrid_nema_fca1_eeodr	Demand	8506	Southeast New England	MA	NEMA	Existing	125.351	125.351	125.351	125.351	125.351	125.351	102.498	102.498	102.498	102.498	125.351	125.351
12671	ngrid_nh_fca1_eeodr	Demand	8505	Northern New England	NH	NH	Existing	7.214	7.214	7.214	7.214	7.214	7.214	7.214	7.214	7.214	7.214	7.214	7.214
12672	ngrid_ri_fca1_eeodr	Demand	8506	Southeast New England	RI	RI	Existing	194.020	194.020	194.020	194.020	194.020	194.020	172.912	172.912	172.912	172.912	194.020	194.020
12673	ngrid_sema_fca1_eeodr	Demand	8506	Southeast New England	MA	SEMA	Existing	166.447	166.447	166.447	166.447	166.447	166.447	136.730	136.730	136.730	136.730	166.447	166.447
12674	ngrid_wcma_fca1_eeodr	Demand	8500	Rest-of-Pool	MA	WCMA	Existing	231.857	231.857	231.857	231.857	231.857	231.857	200.810	200.810	200.810	200.810	231.857	231.857
12684	NSTAR EE NEMA	Demand	8506	Southeast New England	MA	NEMA	Existing	401.577	401.577	401.577	401.577	401.577	401.577	387.598	387.598	387.598	387.598	401.577	401.577
12685	NSTAR EE SEMA	Demand	8506	Southeast New England	MA	SEMA	Existing	80.617	80.617	80.617	80.617	80.617	80.617	80.314	80.314	80.314	80.314	80.617	80.617
12693	PSNH CORE Energy Efficiency Programs	Demand	8505	Northern New England	NH	NH	Existing	69.919	69.919	69.919	69.919	69.919	69.919	55.761	55.761	55.761	55.761	69.919	69.919
12694	Acushnet Company - Ball Plant II - Combined Heat an	Demand	8506	Southeast New England	MA	SEMA	Existing	2.111	2.111	2.111	2.111	2.111	2.111	2.111	2.111	2.111	2.111	2.111	2.111
12696	7.9 MW CHP Plant	Demand	8505	Northern New England	NH	NH	Existing	10.800	10.800	10.800	10.800	10.800	10.800	10.800	10.800	10.800	10.800	10.800	10.800
12705	Cape Light Compact Energy Efficiency Portfolio	Demand	8506	Southeast New England	MA	SEMA	Existing	40.805	40.805	40.805	40.805	40.805	40.805	37.783	37.783	37.783	37.783	40.805	40.805
12749	Bridgewater Correctional Complex Cogeneration	Demand	8506	Southeast New England	MA	SEMA	Existing	1.412	1.412	1.412	1.412	1.412	1.412	1.412	1.412	1.412	1.412	1.412	1.412
12753	MA SEMA state colleges	Demand	8506	Southeast New England	MA	SEMA	Existing	0.147	0.147	0.147	0.147	0.147	0.147	0.147	0.147	0.147	0.147	0.147	0.147
12754	Tewksbury State Hospital Cogenerator	Demand	8500	Rest-of-Pool	MA	WCMA	Existing	0.734	0.734	0.734	0.734	0.734	0.734	0.734	0.734	0.734	0.734	0.734	0.734
12757	NHEC Energy Efficiency Programs	Demand	8505	Northern New England	NH	NH	Existing	0.940	0.940	0.940	0.940	0.940	0.940	0.940	0.940	0.940	0.940	0.940	0.940
12779	CPLN CT On-Peak	Demand	8500	Rest-of-Pool	CT	CT	Existing	1.004	1.004	1.004	1.004	1.004	1.004	1.004	1.004	1.004	1.004	1.004	1.004
12786	CSG Aggregation of DG and 24 hr lighting EE - NEMA1	Demand	8506	Southeast New England	MA	NEMA	Existing	12.318	12.318	12.318	12.318	12.318	12.318	12.318	12.318	12.318	12.318	12.318	12.318
12790	CSG Aggregation of DG and 24 hr lighting EE -RI	Demand	8506	Southeast New England	RI	RI	Existing	0.217	0.217	0.217	0.217	0.217	0.217	0.217	0.217	0.217	0.217	0.217	0.217
12791	CSG Aggregation of DG and 24 hr lighting EE - SEMA1	Demand	8506	Southeast New England	MA	SEMA	Existing	1.517	1.517	1.517	1.517	1.517	1.517	1.517	1.517	1.517	1.517	1.517	1.517
12799	CSG Aggregation of DG and 24 hr lighting EE - WCMA	Demand	8500	Rest-of-Pool	MA	WCMA	Existing	1.053	1.053	1.053	1.053	1.053	1.053	1.053	1.053	1.053	1.053	1.053	1.053
12801	UES CORE Energy Efficiency Programs	Demand	8505	Northern New England	NH	NH	Existing	7.935	7.935	7.935	7.935	7.935	7.935	7.935	7.935	7.935	7.935	7.935	7.935
12802	University of Massachusetts Central Heating Plant-3	Demand	8500	Rest-of-Pool	MA	WCMA	Existing	10.260	10.260	10.260	10.260	10.260	10.260	10.260	10.260	10.260	10.260	10.260	10.260
12806	WMECO - Conservation & Load Management (CL&M)	Demand	8500	Rest-of-Pool	MA	WCMA	Existing	25.964	25.964	25.964	25.964	25.964	25.964	25.964	25.964	25.964	25.964	25.964	25.964
12822	Burlington Electric Department - On-Peak Efficiency	Demand	8505	Northern New England	VT	VT	Existing	5.734	5.734	5.734	5.734	5.734	5.734	5.659	5.659	5.659	5.659	5.734	5.734
12832	CPLN MA NEMA OP	Demand	8506	Southeast New England	MA	NEMA	Existing	7.106	7.106	7.106	7.106	7.106	7.106	6.561	6.561	6.561	6.561	7.106	7.106
12835	CPLN MA SEMA OP	Demand	8506	Southeast New England	MA	SEMA	Existing	0.230	0.230	0.230	0.230	0.230	0.230	0.230	0.230	0.230	0.230	0.230	0.230
12838	CPLN MA WC OP	Demand	8500	Rest-of-Pool	MA	WCMA	Existing	7.491	7.491	7.491	7.491	7.491	7.491	7.491	7.491	7.491	7.491	7.491	7.491
12841	CPLN ME OP	Demand	8505	Northern New England	ME	ME	Existing	0.038	0.038	0.038	0.038	0.038	0.038	0.038	0.038	0.038	0.038	0.038	0.038
12843	CPLN RI OP	Demand	8506	Southeast New England	RI	RI	Existing	0.280	0.280	0.280	0.280	0.280	0.280	0.280	0.280	0.280	0.280	0.280	0.280
12845	Vermont Efficiency Portfolio-1	Demand	8505	Northern New England	VT	VT	Existing	75.212	75.212	75.212	75.212	75.212	75.212	63.469	63.469	63.469	63.469	75.212	75.212
13669	Manchester Methane LLC East Windsor Facility	Generator	8500	Rest-of-Pool	CT	CT	Existing	0.811	0.811	0.811	0.811	0.697	0.697	0.697	0.697	0.697	0.697	0.697	0.697
13673	MATEP (DIESEL)	Generator	8506	Southeast New England	MA	NEMA	Existing	8.120	8.120	8.120	8.120	8.120	8.120	8.120	8.120	8.120	8.120	8.120	8.120
13675	MATEP (COMBINED CYCLE)	Generator	8506	Southeast New England	MA	NEMA	Existing	39.515	39.515	39.515	39.515	39.515	39.515	39.515	39.515	39.515	39.515	39.515	39.515
13703	Verso VCG1	Generator	8505	Northern New England	ME	ME	Existing	42.606	42.606	42.606	42.606	42.606	42.606	42.606	42.606	42.606	42.606	42.606	42.606
13704	Verso VCG2	Generator	8505	Northern New England	ME	ME	Existing	44.826	44.826	44.826	44.826	44.826	44.826	44.826	44.826	44.826	44.826	44.826	44.826
13705	Verso VCG3	Generator	8505	Northern New England	ME	ME	Existing	42.681	42.681	42.681	42.681	42.681	42.681	42.681	42.681	42.681	42.681	42.681	42.681
13975	Corriveau Hydroelectric LLC	Generator	8505	Northern New England	ME	ME	Existing	0.042	0.042	0.042	0.042	0.046	0.046	0.046	0.046	0.046	0.046	0.046	0.046
14087	MAT3	Generator	8506	Southeast New England	MA	NEMA	Existing	14.340	14.340	14.340	14.340	14.340	14.340	14.340	14.340	14.340	14.340	14.340	14.340
14217	NORTHFIELD MOUNTAIN 1	Generator	8500	Rest-of-Pool	MA	WCMA	Existing	292.000	292.000	292.000	292.000	292.000	292.000	292.000	292.000	292.000	292.000	292.000	292.000
14218	NORTHFIELD MOUNTAIN 2	Generator	8500	Rest-of-Pool	MA	WCMA	Existing	292.000	292.000	292.000	292.000	292.000	292.000	292.000	292.000	292.000	292.000	292.000	292.000
14219	NORTHFIELD MOUNTAIN 3	Generator	8500	Rest-of-Pool	MA	WCMA	Existing	292.000	292.000	292.000	292.000	292.000	292.000	292.000	292.000	292.000	292.000	292.000	292.000
14220	NORTHFIELD MOUNTAIN 4	Generator	8500	Rest-of-Pool	MA	WCMA	Existing	292.000	292.000	292.000	292.000	292.000	292.000	292.000	292.000	292.000	292.000	292.000	292.000
14271	Ameresco Northampton	Generator	8500	Rest-of-Pool	MA	WCMA	Existing	0.748	0.748	0.748	0.748	0.748	0.748	0.748	0.748	0.748	0.748	0.748	0.748
14579	FGE Energy Efficiency Portfolio 2011	Demand	8500	Rest-of-Pool	MA	WCMA	Existing	0.222	0.222	0.222	0.222	0.222	0.222	0.222	0.222	0.222	0.222	0.222	0.222
14580	UES Energy Efficiency Portfolio 2011	Demand	8505	Northern New England	NH	NH	Existing	0.271	0.271	0.271	0.271	0.271	0.271	0.271	0.271	0.271	0.271	0.271	0.271
14595	Granite Reliable Power	Generator	8505	Northern New England	NH	NH	Existing	12.426	12.426	12.426	12.426	29.632	29.632	29.632	29.632	29.632	29.632	29.632	29.632
14599	Rhode Island LFG Genco, LLC - ST	Generator	8506	Southeast New England	RI	RI	Existing	26.000	26.000	26.000	26.000	26.000	26.000	26.000	26.000	26.000	26.000	26.000	26.000
14610	Princeton Wind Farm Project	Generator	8500	Rest-of-Pool	MA	WCMA	Existing	0.123	0.123	0.123	0.123	0.412	0.412	0.412	0.412	0.412	0.412	0.412	0.412
14614	Kleen Energy	Generator	8500	Rest-of-Pool	CT	CT	Existing	620.000	620.000	620.000	620.000	620.000	620.000	620.000	620.000	620.000	620.000	620.000	620.000
14623	Valley Hydro (Station No. 5)	Generator	8500	Rest-of-Pool	MA	WCMA	Existing	0.239	0.239	0.239	0.239	0.458	0.458	0.458	0.458	0.458	0.458	0.458	0.458
14652	Templeton Wind Turbine	Generator	8500	Rest-of-Pool	MA	WCMA	Existing	0.058	0.058	0.058	0.058	0.118	0.118	0.118	0.118	0.118	0.118	0.118	0.118
14660	Lempster Wind	Generator	8505	Northern New England	NH	NH	Existing	2.501	2.501	2.501	2.501	8.365	8.365	8.365	8.365	8.365	8.365	8.365	8.365
14661	Berkshire Wind Power Project	Generator	8500	Rest-of-Pool	MA	WCMA	Existing	1.746	1.746	1.746	1.746	6.235	6.235	6.235	6.235	6.235	6.235	6.235	6.235
14663	WMRE Crossroads	Generator	8505	Northern New England	ME	ME	Existing	2.628	2.628	2.628	2.628	2.628	2.628	2.628	2.628	2.628	2.628	2.628	2.628
14665	Record Hill Wind	Generator	8505	Northern New England	ME	ME	Existing	5.255	5.255	5.255	5.255	11.432	11.432	11.432	11.432	11.432	11.432	11.432	11.432
14706	Kimberly-Clark Corp Energy Independence Project	Generator	8500	Rest-of-Pool	CT	CT	Existing	13.016	13.016	13.016	13.016	13.016	13.016	13.016	13.016	13.016	13.016	13.016	13.016
15415	Dartmouth Power Expansion	Generator	8506	Southeast New England	MA	SEMA	Existing	19.578	19.578	19.578	19.578	19.578	19.578	19.578	19.578	19.578	19.578	19.578	19.578
15477	New Haven Harbor Units 2, 3, & 4	Generator	8500	Rest-of-Pool	CT	CT	Existing	129.600	129.600	129.600	129.600	129.600	129.600	129.600	129.600	129.600	129.600	129.600	129.600
15509	Plainfield Renewable Energy	Generator	8500	Rest-of-Pool	CT	CT	Existing	36.464	36.464	36.464	36.464	36.464	36.464	36.464	36.464	36.464	36.464	36.464	36.464
15586	Gardner Wind Turbine	Demand	8500	Rest-of-Pool	MA	WCMA	Existing	0.318	0.318	0.318	0.318	0.318	0.318	0.318	0.318	0.318	0.318	0.318	0.318
16296	Milford Hydro	Generator	8505	Northern New England	ME	ME	Existing	5.335	5.335	5.335	5.335	5.783	5.783	5.783	5.783	5.783	5.783	5.783	5.783
16523	Stillwater	Generator	8505	Northern New England	ME	ME	Existing	1.568	1.568	1.568	1.568	1.296	1.296	1.296	1.296	1.296	1.296	1.296	1.296
16525	Medway	Generator	8505	Northern New England	ME	ME	Existing	3.443	3.443	3.443	3.443	2.869	2.869	2.869	2.869	2.869	2.869	2.869	2.869
16547	UI C&LM Programs	Demand	8500	Rest-of-Pool	CT	CT	Existing	4.083	4.083	4.083	4.083	4.083	4.083	4.083	4.083	4.083	4.083	4.083	4.083
16631	Victory Road Dorchester PV	Generator	8506	Southeast New England	MA	NEMA	Existing	0.316	0.316	0.316	0.316	0.000	0.000	0.000	0.000	0.000	0.000	0.000	0.000
16640	Hilldale Ave Haverhill PV	Generator	8506	Southeast New England	MA	NEMA	Existing	0.270	0.270	0.270	0.270	0.000	0.000	0.000	0.000	0.000	0.000	0.000	0.000
16642	Railroad Street Revere PV	Generator	8506	Southeast New England	MA	NEMA	Existing	0.245	0.245	0.245	0.245	0.000	0.000	0.000	0.000	0.000	0.000	0.000	0.000
16643	Rover Street Everett PV	Generator	8506	Southeast New England	MA	NEMA	Existing	0.168	0.168	0.168	0.168	0.000	0.000	0.000	0.000	0.000	0.000	0.000	0.000
16644	Main Street Whitinsville PV	Generator	8506	Southeast New England	MA	SEMA	Existing	0.280	0.280	0.280	0.280	0.000	0.000	0.000	0.000	0.000	0.000	0.000	0.000
16651	Efficiency Maine Trust Efficient Products	Demand	8505	Northern New England	ME	ME	Existing	27.920	27.920	27.920	27.920	27.920	27.920	0.000	0.000	0.000	0.000	27.920	27.920
16653	Berlin Biopower	Generator	8505	Northern New England	NH	NH	Existing	65.380	65.380	65.380	65.380	65.380	65.380	65.380	65.380	65.380	65.380	65.380	65.380
16659	Ipswich Wind Farm 1	Generator	8506	Southeast New England	MA	NEMA	Existing	0.151	0.151	0.151	0.151	0.303	0.303	0.303	0.303	0.303	0.303	0.303	0.303
16688	Nor1	Generator	8500	Rest-of-Pool	CT	CT	Existing	1.789	1.789	1.789	1.789	1.789	1.789	1.789	1.789	1.789	1.789	1.789	1.789
16700	RI CoolSentry	Demand	8506	Southeast New England	RI	RI	Existing	0.000	0.000	0.000	0.000	0.000	0.000	0.000	0.000	0.000	0.000	0.000	0.000

ID	Name	Type	Capacity Zone ID	Capacity Zone Name	State	Load Zone	Status	Jun-20	Jul-20	Aug-20	Sep-20	Oct-20	Nov-20	Dec-20	Jan-21	Feb-21	Mar-21	Apr-21	May-21
16713	Comverge CoolSentry 2	Demand	8500	Rest-of-Pool	CT	CT	Existing	1.072	1.072	1.072	1.072	1.072	1.072	1.072	1.072	1.072	1.072	1.072	1.072
16718	Comverge CoolSentry 4	Demand	8500	Rest-of-Pool	CT	CT	Existing	0.000	0.000	0.000	0.000	0.000	0.000	0.000	0.000	0.000	0.000	0.000	0.000
16737	DFC-ERG Hybrid Fuel Cell (3)	Generator	8500	Rest-of-Pool	CT	CT	Existing	2.500	2.500	2.500	2.500	2.500	2.500	2.500	2.500	2.500	2.500	2.500	2.500
16738	BFCP Fuel Cell	Generator	8500	Rest-of-Pool	CT	CT	Existing	13.054	13.054	13.054	13.054	13.054	13.054	13.054	13.054	13.054	13.054	13.054	13.054
16750	Norden #2	Generator	8500	Rest-of-Pool	CT	CT	Existing	1.947	1.947	1.947	1.947	1.947	1.947	1.947	1.947	1.947	1.947	1.947	1.947
16752	Norden #3	Generator	8500	Rest-of-Pool	CT	CT	Existing	1.942	1.942	1.942	1.942	1.942	1.942	1.942	1.942	1.942	1.942	1.942	1.942
16790	WCMA Project E	Demand	8500	Rest-of-Pool	MA	WCMA	Existing	0.400	0.400	0.400	0.400	0.400	0.400	0.400	0.400	0.400	0.400	0.400	0.400
17321	RTEG_76_Springfield MA (7516)	Demand	8500	Rest-of-Pool	MA	WCMA	Existing	0.000	0.000	0.000	0.000	0.000	0.000	0.000	0.000	0.000	0.000	0.000	0.000
17359	Sugar River 2	Generator	8505	Northern New England	NH	NH	Existing	0.014	0.014	0.014	0.014	0.117	0.117	0.117	0.117	0.117	0.117	0.117	0.117
35442	Seaman Energy	Generator	8500	Rest-of-Pool	MA	WCMA	Existing	0.285	0.285	0.285	0.285	0.326	0.326	0.326	0.326	0.326	0.326	0.326	0.326
35453	Efficiency Maine Trust	Demand	8505	Northern New England	ME	ME	Existing	11.136	11.136	11.136	11.136	11.136	11.136	4.643	4.643	4.643	4.643	11.136	11.136
35485	Fitchburg-FCA-5	Generator	8500	Rest-of-Pool	MA	WCMA	Existing	3.093	3.093	3.093	3.093	3.093	3.093	3.093	3.093	3.093	3.093	3.093	3.093
35555	GMCW	Generator	8505	Northern New England	VT	VT	Existing	0.814	0.814	0.814	0.814	2.753	2.753	2.753	2.753	2.753	2.753	2.753	2.753
35594	Spaulding Pond Hydro	Generator	8505	Northern New England	NH	NH	Existing	0.024	0.024	0.024	0.024	0.172	0.172	0.172	0.172	0.172	0.172	0.172	0.172
35656	Rainbow_2	Generator	8500	Rest-of-Pool	CT	CT	Existing	4.100	4.100	4.100	4.100	4.100	4.100	4.100	4.100	4.100	4.100	4.100	4.100
35657	Shrewsbury Diesels	Generator	8500	Rest-of-Pool	MA	WCMA	Existing	13.650	13.650	13.650	13.650	13.650	13.650	13.650	13.650	13.650	13.650	13.650	13.650
35658	Rainbow_1	Generator	8500	Rest-of-Pool	CT	CT	Existing	4.100	4.100	4.100	4.100	4.100	4.100	4.100	4.100	4.100	4.100	4.100	4.100
35693	Spruce Mountain Wind	Generator	8505	Northern New England	ME	ME	Existing	2.302	2.302	2.302	2.302	6.452	6.452	6.452	6.452	6.452	6.452	6.452	6.452
35728	Moretown LG	Generator	8505	Northern New England	VT	VT	Existing	3.008	3.008	3.008	3.008	3.008	3.008	3.008	3.008	3.008	3.008	3.008	3.008
35979	Kingdom Community Wind	Generator	8505	Northern New England	VT	VT	Existing	8.773	8.773	8.773	8.773	20.083	20.083	20.083	20.083	20.083	20.083	20.083	20.083
37040	KENDALL STEAM	Generator	8506	Southeast New England	MA	NEMA	Existing	27.750	27.750	27.750	27.750	27.750	27.750	27.750	27.750	27.750	27.750	27.750	27.750
37050	Groton Wind Project	Generator	8505	Northern New England	NH	NH	Existing	5.100	5.100	5.100	5.100	10.884	10.884	10.884	10.884	10.884	10.884	10.884	10.884
37072	Beaver_Ridge_Wind	Generator	8505	Northern New England	ME	ME	Existing	0.436	0.436	0.436	0.436	1.187	1.187	1.187	1.187	1.187	1.187	1.187	1.187
37077	Woronoco Hydro LLC	Generator	8500	Rest-of-Pool	MA	WCMA	Existing	0.490	0.490	0.490	0.490	1.157	1.157	1.157	1.157	1.157	1.157	1.157	1.157
37105	Blue Sky West	Generator	8505	Northern New England	ME	ME	Existing	42.270	42.270	42.270	42.270	87.300	87.300	87.300	87.300	87.300	87.300	87.300	87.300
37112	Efficiency Maine Trust FCA6	Demand	8505	Northern New England	ME	ME	Existing	1.890	1.890	1.890	1.890	1.890	1.890	1.890	1.890	1.890	1.890	1.890	1.890
37120	Thundermist Hydropower	Generator	8506	Southeast New England	RI	RI	Existing	0.000	0.000	0.000	0.000	0.728	0.728	0.728	0.728	0.728	0.728	0.728	0.728
37917	RTDR_50744_Boston (7507) - Grp C	Demand	8506	Southeast New England	MA	NEMA	Existing	7.910	7.910	7.910	7.910	7.910	7.910	7.910	7.910	7.910	7.910	7.910	7.910
37918	RTDR_50744_Central MA (7515) - Grp A	Demand	8500	Rest-of-Pool	MA	WCMA	Existing	0.000	0.000	0.000	0.000	0.000	0.000	0.000	0.000	0.000	0.000	0.000	0.000
37919	RTDR_50744_Lower SEMA (7511) - Grp C	Demand	8506	Southeast New England	MA	SEMA	Existing	0.000	0.000	0.000	0.000	0.000	0.000	0.000	0.000	0.000	0.000	0.000	0.000
37920	RTDR_50744_North Shore (7508) - Grp C	Demand	8506	Southeast New England	MA	NEMA	Existing	0.000	0.000	0.000	0.000	0.000	0.000	0.000	0.000	0.000	0.000	0.000	0.000
37922	RTDR_50744_Northern CT (7501) - Grp B	Demand	8500	Rest-of-Pool	CT	CT	Existing	10.331	10.331	10.331	10.331	10.331	10.331	10.331	10.331	10.331	10.331	10.331	10.331
37924	RTDR_50744_SEMA (7512) - Grp C	Demand	8506	Southeast New England	MA	SEMA	Existing	0.000	0.000	0.000	0.000	0.000	0.000	0.000	0.000	0.000	0.000	0.000	0.000
37925	RTDR_50744_Springfield MA (7516) - Grp A	Demand	8500	Rest-of-Pool	MA	WCMA	Existing	1.380	1.380	1.380	1.380	1.380	1.380	1.380	1.380	1.380	1.380	1.380	1.380
37927	RTDR_50744_Western CT (7503) - Grp B	Demand	8500	Rest-of-Pool	CT	CT	Existing	0.000	0.000	0.000	0.000	0.000	0.000	0.000	0.000	0.000	0.000	0.000	0.000
37928	RTDR_50786_Boston (7507)	Demand	8506	Southeast New England	MA	NEMA	Existing	1.022	1.022	1.022	1.022	1.022	1.022	1.022	1.022	1.022	1.022	1.022	1.022
37929	RTDR_50786_Central MA (7515)	Demand	8500	Rest-of-Pool	MA	WCMA	Existing	0.924	0.924	0.924	0.924	0.924	0.924	0.924	0.924	0.924	0.924	0.924	0.924
37930	RTDR_50786_Eastern CT (7500)	Demand	8500	Rest-of-Pool	CT	CT	Existing	0.012	0.012	0.012	0.012	0.012	0.012	0.012	0.012	0.012	0.012	0.012	0.012
37935	RTDR_50786_Northern CT (7501)	Demand	8500	Rest-of-Pool	CT	CT	Existing	2.789	2.789	2.789	2.789	2.789	2.789	2.789	2.789	2.789	2.789	2.789	2.789
37936	RTDR_50786_Norwalk - Stamford (7502)	Demand	8500	Rest-of-Pool	CT	CT	Existing	0.043	0.043	0.043	0.043	0.043	0.043	0.043	0.043	0.043	0.043	0.043	0.043
37938	RTDR_50786_Rhode Island (7518)	Demand	8506	Southeast New England	RI	RI	Existing	0.000	0.000	0.000	0.000	0.000	0.000	0.000	0.000	0.000	0.000	0.000	0.000
37941	RTDR_50786_Springfield MA (7516)	Demand	8500	Rest-of-Pool	MA	WCMA	Existing	0.692	0.692	0.692	0.692	0.692	0.692	0.692	0.692	0.692	0.692	0.692	0.692
37943	RTDR_50786_Western CT (7503)	Demand	8500	Rest-of-Pool	CT	CT	Existing	0.309	0.309	0.309	0.309	0.309	0.309	0.309	0.309	0.309	0.309	0.309	0.309
37944	RTDR_50786_Western MA (7517)	Demand	8500	Rest-of-Pool	MA	WCMA	Existing	0.117	0.117	0.117	0.117	0.117	0.117	0.117	0.117	0.117	0.117	0.117	0.117
37990	RTEG_50017_Bangor Hydro (7504)	Demand	8505	Northern New England	ME	ME	Existing	0.000	0.000	0.000	0.000	0.000	0.000	0.000	0.000	0.000	0.000	0.000	0.000
37991	RTEG_50017_Boston (7507)	Demand	8506	Southeast New England	MA	NEMA	Existing	0.000	0.000	0.000	0.000	0.000	0.000	0.000	0.000	0.000	0.000	0.000	0.000
37993	RTEG_50017_Eastern CT (7500)	Demand	8500	Rest-of-Pool	CT	CT	Existing	0.000	0.000	0.000	0.000	0.000	0.000	0.000	0.000	0.000	0.000	0.000	0.000
37994	RTEG_50017_Lower SEMA (7511)	Demand	8506	Southeast New England	MA	SEMA	Existing	0.000	0.000	0.000	0.000	0.000	0.000	0.000	0.000	0.000	0.000	0.000	0.000
37995	RTEG_50017_Maine (7505)	Demand	8505	Northern New England	ME	ME	Existing	0.000	0.000	0.000	0.000	0.000	0.000	0.000	0.000	0.000	0.000	0.000	0.000
37996	RTEG_50017_New Hampshire (7509)	Demand	8505	Northern New England	NH	NH	Existing	0.000	0.000	0.000	0.000	0.000	0.000	0.000	0.000	0.000	0.000	0.000	0.000
37997	RTEG_50017_North Shore (7508)	Demand	8506	Southeast New England	MA	NEMA	Existing	0.000	0.000	0.000	0.000	0.000	0.000	0.000	0.000	0.000	0.000	0.000	0.000
37998	RTEG_50017_Northern CT (7501)	Demand	8500	Rest-of-Pool	CT	CT	Existing	0.000	0.000	0.000	0.000	0.000	0.000	0.000	0.000	0.000	0.000	0.000	0.000
37999	RTEG_50017_Northwest Vermont (7513)	Demand	8505	Northern New England	VT	VT	Existing	0.000	0.000	0.000	0.000	0.000	0.000	0.000	0.000	0.000	0.000	0.000	0.000
38001	RTEG_50017_Portland Maine (7506)	Demand	8505	Northern New England	ME	ME	Existing	0.000	0.000	0.000	0.000	0.000	0.000	0.000	0.000	0.000	0.000	0.000	0.000
38004	RTEG_50017_Seacoast (7510)	Demand	8505	Northern New England	NH	NH	Existing	0.000	0.000	0.000	0.000	0.000	0.000	0.000	0.000	0.000	0.000	0.000	0.000
38005	RTEG_50017_Springfield MA (7516)	Demand	8500	Rest-of-Pool	MA	WCMA	Existing	0.000	0.000	0.000	0.000	0.000	0.000	0.000	0.000	0.000	0.000	0.000	0.000
38006	RTEG_50017_Vermont (7514)	Demand	8505	Northern New England	VT	VT	Existing	0.000	0.000	0.000	0.000	0.000	0.000	0.000	0.000	0.000	0.000	0.000	0.000
38008	RTEG_50017_Western MA (7517)	Demand	8500	Rest-of-Pool	MA	WCMA	Existing	0.000	0.000	0.000	0.000	0.000	0.000	0.000	0.000	0.000	0.000	0.000	0.000
38057	Efficiency Maine Trust FCA6 B	Demand	8505	Northern New England	ME	ME	Existing	68.720	68.720	68.720	68.720	68.720	68.720	110.790	110.790	110.790	110.790	68.720	68.720
38078	NFM Solar Power, LLC	Generator	8500	Rest-of-Pool	MA	WCMA	Existing	0.507	0.507	0.507	0.507	0.000	0.000	0.000	0.000	0.000	0.000	0.000	0.000
38089	Footprint Combined Cycle	Generator	8506	Southeast New England	MA	NEMA	Existing	674.000	674.000	674.000	674.000	674.000	674.000	674.000	674.000	674.000	674.000	674.000	674.000
38114	East Bridgewater Solar Energy Project	Generator	8506	Southeast New England	MA	SEMA	Existing	0.850	0.850	0.850	0.850	0.000	0.000	0.000	0.000	0.000	0.000	0.000	0.000
38115	Harrington Street PV Project	Generator	8500	Rest-of-Pool	MA	WCMA	Existing	1.430	1.430	1.430	1.430	0.000	0.000	0.000	0.000	0.000	0.000	0.000	0.000
38120	RTDR_50017_Bangor Hydro (7504) - 3	Demand	8505	Northern New England	ME	ME	Existing	2.430	2.430	2.430	2.430	2.430	2.430	2.430	2.430	2.430	2.430	2.430	2.430
38122	RTDR_50017_Central MA (7515) - 3	Demand	8500	Rest-of-Pool	MA	WCMA	Existing	8.457	8.457	8.457	8.457	8.457	8.457	6.873	6.873	6.873	6.873	8.457	8.457
38123	RTDR_50017_Eastern CT (7500) - 3	Demand	8500	Rest-of-Pool	CT	CT	Existing	5.806	5.806	5.806	5.806	5.806	5.806	5.806	5.806	5.806	5.806	5.806	5.806
38124	RTDR_50017_Lower SEMA (7511) - 3	Demand	8506	Southeast New England	MA	SEMA	Existing	0.000	0.000	0.000	0.000	0.000	0.000	0.000	0.000	0.000	0.000	0.000	0.000
38125	RTDR_50017_Maine (7505) - 3	Demand	8505	Northern New England	ME	ME	Existing	25.899	25.899	25.899	25.899	25.899	25.899	25.899	25.899	25.899	25.899	25.899	25.899
38126	RTDR_50017_New Hampshire (7509) - 3	Demand	8505	Northern New England	NH	NH	Existing	6.390	6.390	6.390	6.390	6.390	6.390	5.671	5.671	5.671	5.671	6.390	6.390
38128	RTDR_50017_Northern CT (7501) - 3	Demand	8500	Rest-of-Pool	CT	CT	Existing	9.953	9.953	9.953	9.953	9.953	9.953	9.612	9.612	9.612	9.612	9.953	9.953
38129	RTDR_50017_Northwest Vermont (7513) - 3	Demand	8505	Northern New England	VT	VT	Existing	21.382	21.382	21.382	21.382	21.382	21.382	24.622	24.622	24.622	24.622	21.382	21.382
38130	RTDR_50017_Norwalk - Stamford (7502) - 3	Demand	8500	Rest-of-Pool	CT	CT	Existing	2.131	2.131	2.131	2.131	2.131	2.131	2.131	2.131	2.131	2.131	2.131	2.131
38131	RTDR_50017_Portland Maine (7506) - 3	Demand	8505	Northern New England	ME	ME	Existing	2.110	2.110	2.110	2.110	2.110	2.110	2.110	2.110	2.110	2.110	2.110	2.110
38132	RTDR_50017_Rhode Island (7518) - 3	Demand	8506	Southeast New England	RI	RI	Existing	0.000	0.000	0.000	0.000	0.000	0.000	0.000	0.000	0.000	0.000	0.000	0.000
38133	RTDR_50017_SEMA (7512) - 3	Demand	8506	Southeast New England	MA	SEMA	Existing	0.000	0.000	0.000	0.000	0.000	0.000	0.000	0.000	0.000	0.000	0.000	0.000
38134	RTDR_50017_Seacoast (7510) - 3	Demand	8505	Northern New England	NH	NH	Existing	1.391	1.391	1.391	1.391	1.391	1.391	1.391	1.391	1.391	1.391	1.391	1.391
38135	RTDR_50017_Springfield MA (7516) - 3	Demand	8500	Rest-of-Pool	MA	WCMA	Existing	7.423	7.423	7.423	7.423	7.423	7.423	6.256	6.256	6.256	6.256	7.423	7.423
38136	RTDR_50017_Vermont (7514) - 3	Demand	8505	Northern New England	VT	VT	Existing	2.690	2.690	2.690	2.690	2.690	2.690	2.690	2.690	2.690	2.690	2.690	2.690
38137	RTDR_50017_Western CT (7503) - 3	Demand	8500	Rest-of-Pool	CT	CT	Existing	18.576	18.576	18.576	18.576	18.576	18.576	17.655	17.655	17.655	17.655	18.576	18.576
38138	RTDR_50017_Western MA (7517) - 3	Demand	8500	Rest-of-Pool	MA	WCMA	Existing	14.008	14.008	14.008	14.008	14.008	14.008	13.104	13.104	13.104	13.104	14.008	14.008

ID	Name	Type	Capacity Zone ID	Capacity Zone Name	State	Load Zone	Status	Jun-20	Jul-20	Aug-20	Sep-20	Oct-20	Nov-20	Dec-20	Jan-21	Feb-21	Mar-21	Apr-21	May-21
38139	RTEG_50017_Central MA (7515) - 3	Demand	8500	Rest-of-Pool	MA	WCMA	Existing	0.000	0.000	0.000	0.000	0.000	0.000	0.000	0.000	0.000	0.000	0.000	0.000
38140	RTEG_50017_Norwalk - Stamford (7502) - 3	Demand	8500	Rest-of-Pool	CT	CT	Existing	0.000	0.000	0.000	0.000	0.000	0.000	0.000	0.000	0.000	0.000	0.000	0.000
38141	RTEG_50017_Rhode Island (7518) - 3	Demand	8506	Southeast New England	RI	RI	Existing	0.000	0.000	0.000	0.000	0.000	0.000	0.000	0.000	0.000	0.000	0.000	0.000
38142	RTEG_50017_SEMA (7512) - 3	Demand	8506	Southeast New England	MA	SEMA	Existing	0.000	0.000	0.000	0.000	0.000	0.000	0.000	0.000	0.000	0.000	0.000	0.000
38143	RTEG_50017_Western CT (7503) - 3	Demand	8500	Rest-of-Pool	CT	CT	Existing	0.000	0.000	0.000	0.000	0.000	0.000	0.000	0.000	0.000	0.000	0.000	0.000
38173	Saddleback Ridge Wind	Generator	8505	Northern New England	ME	ME	Existing	3.750	3.750	3.750	3.750	10.230	10.230	10.230	10.230	10.230	10.230	10.230	10.230
38178	Southbridge Landfill Gas to Energy 17-18	Generator	8500	Rest-of-Pool	MA	WCMA	Existing	2.400	2.400	2.400	2.400	2.400	2.400	2.400	2.400	2.400	2.400	2.400	2.400
38181	Westford Solar	Generator	8500	Rest-of-Pool	MA	WCMA	Existing	1.800	1.800	1.800	1.800	0.000	0.000	0.000	0.000	0.000	0.000	0.000	0.000
38182	MAT-2 (MATEP Combined Cycle)	Generator	8506	Southeast New England	MA	NEMA	Existing	13.850	13.850	13.850	13.850	13.850	13.850	13.850	13.850	13.850	13.850	13.850	13.850
38206	Bridgeport Harbor 5	Generator	8500	Rest-of-Pool	CT	CT	Existing	484.300	484.300	484.300	484.300	484.300	484.300	484.300	484.300	484.300	484.300	484.300	484.300
38210	RTDR_50689_North_Shore_38210	Demand	8506	Southeast New England	MA	NEMA	Existing	11.326	11.326	11.326	11.326	11.326	11.326	11.326	11.326	11.326	11.326	11.326	11.326
38216	WCMA CHP	Demand	8500	Rest-of-Pool	MA	WCMA	Existing	10.058	10.058	10.058	10.058	10.058	10.058	10.058	10.058	10.058	10.058	10.058	10.058
38217	RI CHP	Demand	8506	Southeast New England	RI	RI	Existing	10.399	10.399	10.399	10.399	10.399	10.399	10.399	10.399	10.399	10.399	10.399	10.399
38219	WMECO EE WCMA	Demand	8500	Rest-of-Pool	MA	WCMA	Existing	64.805	64.805	64.805	64.805	64.805	64.805	64.127	64.127	64.127	64.127	64.805	64.805
38249	Silver lake Photovoltaic Facility	Generator	8500	Rest-of-Pool	MA	WCMA	Existing	0.458	0.458	0.458	0.458	0.000	0.000	0.000	0.000	0.000	0.000	0.000	0.000
38250	Indian Orchard Photovoltaic Facility	Generator	8500	Rest-of-Pool	MA	WCMA	Existing	0.595	0.595	0.595	0.595	0.000	0.000	0.000	0.000	0.000	0.000	0.000	0.000
38252	Indian River Power Supply# LLC	Generator	8500	Rest-of-Pool	MA	WCMA	Existing	0.181	0.181	0.181	0.181	0.339	0.339	0.339	0.339	0.339	0.339	0.339	0.339
38268	NEMA 1 EG	Demand	8506	Southeast New England	MA	NEMA	Existing	1.620	1.620	1.620	1.620	1.620	1.620	1.620	1.620	1.620	1.620	1.620	1.620
38270	NEMA 2 EG	Demand	8506	Southeast New England	MA	NEMA	Existing	1.620	1.620	1.620	1.620	1.620	1.620	1.620	1.620	1.620	1.620	1.620	1.620
38272	SEMA 1 EG	Demand	8506	Southeast New England	MA	SEMA	Existing	0.540	0.540	0.540	0.540	0.540	0.540	0.540	0.540	0.540	0.540	0.540	0.540
38274	WCMA 1 EG	Demand	8500	Rest-of-Pool	MA	WCMA	Existing	0.540	0.540	0.540	0.540	0.540	0.540	0.540	0.540	0.540	0.540	0.540	0.540
38276	RI 1 EG	Demand	8506	Southeast New England	RI	RI	Existing	1.080	1.080	1.080	1.080	1.080	1.080	1.080	1.080	1.080	1.080	1.080	1.080
38278	Wallingford Unit 6 and Unit 7	Generator	8500	Rest-of-Pool	CT	CT	Existing	90.000	90.000	90.000	90.000	90.000	90.000	90.000	90.000	90.000	90.000	90.000	90.000
38287	WMA Chester Solar 1	Generator	8500	Rest-of-Pool	MA	WCMA	Existing	1.904	1.904	1.904	1.904	0.000	0.000	0.000	0.000	0.000	0.000	0.000	0.000
38289	Medway Peaker - SEMARI	Generator	8506	Southeast New England	MA	SEMA	Existing	194.800	194.800	194.800	194.800	194.800	194.800	194.800	194.800	194.800	194.800	194.800	194.800
38297	CPV_Towantic	Generator	8500	Rest-of-Pool	CT	CT	Existing	750.500	750.500	750.500	750.500	750.500	750.500	750.500	750.500	750.500	750.500	750.500	750.500
38302	Fisher Road Solar I	Generator	8506	Southeast New England	MA	SEMA	Existing	1.920	1.920	1.920	1.920	0.000	0.000	0.000	0.000	0.000	0.000	0.000	0.000
38310	Canal 3	Generator	8506	Southeast New England	MA	SEMA	Existing	333.000	333.000	333.000	333.000	333.000	333.000	333.000	333.000	333.000	333.000	333.000	333.000
38311	NEMA CHP	Demand	8506	Southeast New England	MA	NEMA	Existing	2.238	2.238	2.238	2.238	2.238	2.238	2.238	2.238	2.238	2.238	2.238	2.238
38322	DRCR_Central MA_201403	Demand	8500	Rest-of-Pool	MA	WCMA	Existing	10.000	10.000	10.000	10.000	10.000	10.000	10.000	10.000	10.000	10.000	10.000	10.000
38324	DRCR_Lower SEMA_201403	Demand	8506	Southeast New England	MA	SEMA	Existing	3.038	3.038	3.038	3.038	3.038	3.038	3.038	3.038	3.038	3.038	3.038	3.038
38331	DRCR_Rhode Island_201403	Demand	8506	Southeast New England	RI	RI	Existing	18.900	18.900	18.900	18.900	18.900	18.900	18.900	18.900	18.900	18.900	18.900	18.900
38334	DRCR_SEMA_201403	Demand	8506	Southeast New England	MA	SEMA	Existing	20.034	20.034	20.034	20.034	20.034	20.034	20.034	20.034	20.034	20.034	20.034	20.034
38360	DRCR_Boston_201403	Demand	8506	Southeast New England	MA	NEMA	Existing	10.000	10.000	10.000	10.000	10.000	10.000	10.000	10.000	10.000	10.000	10.000	10.000
38372	Dartmouth Solar	Generator	8506	Southeast New England	MA	SEMA	Existing	1.430	1.430	1.430	1.430	0.000	0.000	0.000	0.000	0.000	0.000	0.000	0.000
38373	Holliston	Generator	8506	Southeast New England	MA	SEMA	Existing	1.523	1.523	1.523	1.523	0.000	0.000	0.000	0.000	0.000	0.000	0.000	0.000
38374	Plymouth	Generator	8506	Southeast New England	MA	SEMA	Existing	1.900	1.900	1.900	1.900	0.000	0.000	0.000	0.000	0.000	0.000	0.000	0.000
38375	Uxbridge	Generator	8506	Southeast New England	MA	SEMA	Existing	1.230	1.230	1.230	1.230	0.000	0.000	0.000	0.000	0.000	0.000	0.000	0.000
38376	Landcraft	Generator	8506	Southeast New England	MA	SEMA	Existing	1.350	1.350	1.350	1.350	0.000	0.000	0.000	0.000	0.000	0.000	0.000	0.000
38378	LSRHS	Generator	8506	Southeast New England	MA	NEMA	Existing	0.420	0.420	0.420	0.420	0.000	0.000	0.000	0.000	0.000	0.000	0.000	0.000
38380	Treasure Valley- SE	Generator	8500	Rest-of-Pool	MA	WCMA	Existing	2.070	2.070	2.070	2.070	0.000	0.000	0.000	0.000	0.000	0.000	0.000	0.000
38381	Belchertown SEd	Generator	8500	Rest-of-Pool	MA	WCMA	Existing	0.530	0.530	0.530	0.530	0.000	0.000	0.000	0.000	0.000	0.000	0.000	0.000
38387	CSG Aggregation of DG and 24 hr lighting EE - NEMA1	Demand	8506	Southeast New England	MA	NEMA	Existing	2.743	2.743	2.743	2.743	2.743	2.743	2.743	2.743	2.743	2.743	2.743	2.743
38388	CSG Aggregation of DG and 24 hr lighting EE - SEMA1	Demand	8506	Southeast New England	MA	SEMA	Existing	2.333	2.333	2.333	2.333	2.333	2.333	2.333	2.333	2.333	2.333	2.333	2.333
38389	CSG Aggregation of DG and 24 hr lighting EE - WCMA	Demand	8500	Rest-of-Pool	MA	WCMA	Existing	2.333	2.333	2.333	2.333	2.333	2.333	2.333	2.333	2.333	2.333	2.333	2.333
38390	Efficiency Maine Trust FCA9	Demand	8505	Northern New England	ME	ME	Existing	4.049	4.049	4.049	4.049	4.049	4.049	4.049	4.049	4.049	4.049	4.049	4.049
38393	RTDR_51325_Maine (7505)	Demand	8505	Northern New England	ME	ME	Existing	59.400	59.400	59.400	59.400	59.400	59.400	59.400	59.400	59.400	59.400	59.400	59.400
38396	NEMA 1 - New T4	Demand	8506	Southeast New England	MA	NEMA	Existing	1.000	1.000	1.000	1.000	1.000	1.000	1.000	1.000	1.000	1.000	1.000	1.000
38398	NEMA 2 - New T4	Demand	8506	Southeast New England	MA	NEMA	Existing	1.000	1.000	1.000	1.000	1.000	1.000	1.000	1.000	1.000	1.000	1.000	1.000
38400	RI 1 - New T4	Demand	8506	Southeast New England	RI	RI	Existing	2.592	2.592	2.592	2.592	2.592	2.592	2.592	2.592	2.592	2.592	2.592	2.592
38401	RI 1 - Retrofit	Demand	8506	Southeast New England	RI	RI	Existing	1.296	1.296	1.296	1.296	1.296	1.296	1.296	1.296	1.296	1.296	1.296	1.296
38402	SEMA 1 - New T4	Demand	8506	Southeast New England	MA	SEMA	Existing	4.644	4.644	4.644	4.644	4.644	4.644	4.644	4.644	4.644	4.644	4.644	4.644
38403	SEMA 1 - Retrofit	Demand	8506	Southeast New England	MA	SEMA	Existing	2.268	2.268	2.268	2.268	2.268	2.268	2.268	2.268	2.268	2.268	2.268	2.268
38404	WCMA 1 - New T4	Demand	8500	Rest-of-Pool	MA	WCMA	Existing	1.000	1.000	1.000	1.000	1.000	1.000	1.000	1.000	1.000	1.000	1.000	1.000
38421	Jericho Power	Generator	8505	Northern New England	NH	NH	Existing	2.500	2.500	2.500	2.500	3.900	3.900	3.900	3.900	3.900	3.900	3.900	3.900
38438	Deerfield Wind Project	Generator	8500	Rest-of-Pool	MA	WCMA	Existing	8.100	8.100	8.100	8.100	13.600	13.600	13.600	13.600	13.600	13.600	13.600	13.600
38440	Cottage St PV	Generator	8500	Rest-of-Pool	MA	WCMA	Existing	1.635	1.635	1.635	1.635	0.000	0.000	0.000	0.000	0.000	0.000	0.000	0.000
38441	UI RCP BGPT FC	Generator	8500	Rest-of-Pool	CT	CT	Existing	2.520	2.520	2.520	2.520	2.520	2.520	2.520	2.520	2.520	2.520	2.520	2.520
38442	UI RCP NH FC	Generator	8500	Rest-of-Pool	CT	CT	Existing	2.520	2.520	2.520	2.520	2.520	2.520	2.520	2.520	2.520	2.520	2.520	2.520
38447	Boston_PeakDR	Demand	8506	Southeast New England	MA	NEMA	Existing	2.700	2.700	2.700	2.700	2.700	2.700	2.700	2.700	2.700	2.700	2.700	2.700
38468	Norfolk-Walpole Co-Gen	Demand	8506	Southeast New England	MA	SEMA	Existing	1.296	1.296	1.296	1.296	1.296	1.296	1.296	1.296	1.296	1.296	1.296	1.296
38475	Hoosac Wind Project	Generator	8500	Rest-of-Pool	MA	WCMA	Existing	3.942	3.942	3.942	3.942	10.412	10.412	10.412	10.412	10.412	10.412	10.412	10.412
38480	Hubbardston SE	Generator	8500	Rest-of-Pool	MA	WCMA	Existing	1.295	1.295	1.295	1.295	0.000	0.000	0.000	0.000	0.000	0.000	0.000	0.000
38483	Ngrid_SEMA_CHP	Demand	8506	Southeast New England	MA	SEMA	Existing	1.692	1.692	1.692	1.692	1.692	1.692	1.692	1.692	1.692	1.692	1.692	1.692
38487	CT_RTDR	Demand	8500	Rest-of-Pool	CT	CT	Existing	0.250	0.250	0.250	0.250	0.250	0.250	0.250	0.250	0.250	0.250	0.250	0.250
38494	24 Boutilier Rd Leicester PV	Generator	8500	Rest-of-Pool	MA	WCMA	Existing	0.248	0.248	0.248	0.248	0.000	0.000	0.000	0.000	0.000	0.000	0.000	0.000
38495	Deepwater Wind Block Island	Generator	8506	Southeast New England	RI	RI	Existing	6.830	6.830	6.830	6.830	14.100	14.100	14.100	14.100	14.100	14.100	14.100	14.100
38500	Mass Mid-State Solar	Generator	8500	Rest-of-Pool	MA	WCMA	Existing	7.110	7.110	7.110	7.110	0.000	0.000	0.000	0.000	0.000	0.000	0.000	0.000
38502	WestMA_RTEG	Demand	8500	Rest-of-Pool	MA	WCMA	Existing	0.250	0.250	0.250	0.250	0.250	0.250	0.250	0.250	0.250	0.250	0.250	0.250
38504	Burrillville Energy Center 3	Generator	8506	Southeast New England	RI	RI	Existing	485.000	485.000	485.000	485.000	485.000	485.000	485.000	485.000	485.000	485.000	485.000	485.000
38510	City of Gardner - Mill St. Solar	Generator	8500	Rest-of-Pool	MA	WCMA	Existing	0.392	0.392	0.392	0.392	0.000	0.000	0.000	0.000	0.000	0.000	0.000	0.000
38527	Grafton WD	Generator	8500	Rest-of-Pool	MA	WCMA	Existing	0.715	0.715	0.715	0.715	0.000	0.000	0.000	0.000	0.000	0.000	0.000	0.000
38528	29 Oxford Rd Charlton PV	Generator	8500	Rest-of-Pool	MA	WCMA	Existing	0.275	0.275	0.275	0.275	0.000	0.000	0.000	0.000	0.000	0.000	0.000	0.000
38530	Mattapoisett 2	Generator	8506	Southeast New England	MA	SEMA	Existing	0.316	0.316	0.316	0.316	0.000	0.000	0.000	0.000	0.000	0.000	0.000	0.000
38531	Mattapoisett 1	Generator	8506	Southeast New England	MA	SEMA	Existing	0.316	0.316	0.316	0.316	0.000	0.000	0.000	0.000	0.000	0.000	0.000	0.000
38532	Leominster- South St.	Generator	8506	Southeast New England	MA	NEMA	Existing	1.409	1.409	1.409	1.409	0.000	0.000	0.000	0.000	0.000	0.000	0.000	0.000
38533	Berlin 1	Generator	8500	Rest-of-Pool	MA	WCMA	Existing	0.347	0.347	0.347	0.347	0.000	0.000	0.000	0.000	0.000	0.000	0.000	0.000
38534	Millbury Solar	Generator	8500	Rest-of-Pool	MA	WCMA	Existing	1.638	1.638	1.638	1.638	0.000	0.000	0.000	0.000	0.000	0.000	0.000	0.000
38538	Groton Road Shirley PV	Generator	8500	Rest-of-Pool	MA	WCMA	Existing	0.415	0.415	0.415	0.415	0.000	0.000	0.000	0.000	0.000	0.000	0.000	0.000
38539	40 Auburn Rd Millbury PV	Generator	8500	Rest-of-Pool	MA	WCMA	Existing	0.248	0.248	0.248	0.248	0.000	0.000	0.000	0.000	0.000	0.000	0.000	0.000

ID	Name	Type	Capacity Zone ID	Capacity Zone Name	State	Load Zone	Status	Jun-20	Jul-20	Aug-20	Sep-20	Oct-20	Nov-20	Dec-20	Jan-21	Feb-21	Mar-21	Apr-21	May-21
38543	Carpenter Hill Rd Chartlon PV	Generator	8500	Rest-of-Pool	MA	WCMA	Existing	0.368	0.368	0.368	0.368	0.000	0.000	0.000	0.000	0.000	0.000	0.000	0.000
38544	17 Kelly Rd Sturbridge PV	Generator	8500	Rest-of-Pool	MA	WCMA	Existing	0.372	0.372	0.372	0.372	0.000	0.000	0.000	0.000	0.000	0.000	0.000	0.000
38545	90 River Rd Sturbridge PV	Generator	8500	Rest-of-Pool	MA	WCMA	Existing	0.372	0.372	0.372	0.372	0.000	0.000	0.000	0.000	0.000	0.000	0.000	0.000
38548	Fall River- Commerce	Generator	8506	Southeast New England	MA	SEMA	Existing	0.535	0.535	0.535	0.535	0.000	0.000	0.000	0.000	0.000	0.000	0.000	0.000
38551	Fasll River - Innovation	Generator	8506	Southeast New England	MA	SEMA	Existing	1.619	1.619	1.619	1.619	0.000	0.000	0.000	0.000	0.000	0.000	0.000	0.000
38553	Antrim Wind Resource	Generator	8505	Northern New England	NH	NH	Existing	5.000	5.000	5.000	5.000	9.900	9.900	9.900	9.900	9.900	9.900	9.900	9.900
38555	Berlin 2	Generator	8500	Rest-of-Pool	MA	WCMA	Existing	0.347	0.347	0.347	0.347	0.000	0.000	0.000	0.000	0.000	0.000	0.000	0.000
38556	Berlin 3	Generator	8500	Rest-of-Pool	MA	WCMA	Existing	0.347	0.347	0.347	0.347	0.000	0.000	0.000	0.000	0.000	0.000	0.000	0.000
38558	Fall River- Uxbridge	Generator	8506	Southeast New England	MA	SEMA	Existing	1.474	1.474	1.474	1.474	0.000	0.000	0.000	0.000	0.000	0.000	0.000	0.000
38559	Berlin 4	Generator	8500	Rest-of-Pool	MA	WCMA	Existing	0.347	0.347	0.347	0.347	0.000	0.000	0.000	0.000	0.000	0.000	0.000	0.000
38560	Grafton	Generator	8500	Rest-of-Pool	MA	WCMA	Existing	0.925	0.925	0.925	0.925	0.000	0.000	0.000	0.000	0.000	0.000	0.000	0.000
38561	True North	Generator	8506	Southeast New England	MA	NEMA	Existing	2.368	2.368	2.368	2.368	0.000	0.000	0.000	0.000	0.000	0.000	0.000	0.000
38562	Franklin 1	Generator	8506	Southeast New England	MA	SEMA	Existing	1.499	1.499	1.499	1.499	0.000	0.000	0.000	0.000	0.000	0.000	0.000	0.000
38565	Franklin 2	Generator	8506	Southeast New England	MA	SEMA	Existing	2.121	2.121	2.121	2.121	0.000	0.000	0.000	0.000	0.000	0.000	0.000	0.000
38567	Billerica	Generator	8500	Rest-of-Pool	MA	WCMA	Existing	2.307	2.307	2.307	2.307	0.000	0.000	0.000	0.000	0.000	0.000	0.000	0.000
38574	Route 57	Generator	8500	Rest-of-Pool	MA	WCMA	Existing	0.739	0.739	0.739	0.739	0.000	0.000	0.000	0.000	0.000	0.000	0.000	0.000
38575	Agawam Solar	Generator	8500	Rest-of-Pool	MA	WCMA	Existing	0.702	0.702	0.702	0.702	0.000	0.000	0.000	0.000	0.000	0.000	0.000	0.000
38576	Whately	Generator	8500	Rest-of-Pool	MA	WCMA	Existing	0.617	0.617	0.617	0.617	0.000	0.000	0.000	0.000	0.000	0.000	0.000	0.000
38577	Holiday Hill Community Wind	Generator	8500	Rest-of-Pool	MA	WCMA	Existing	0.784	0.784	0.784	0.784	1.200	1.200	1.200	1.200	1.200	1.200	1.200	1.200
38579	Rehoboth	Generator	8506	Southeast New England	MA	SEMA	Existing	1.093	1.093	1.093	1.093	0.000	0.000	0.000	0.000	0.000	0.000	0.000	0.000
38580	Amesbury	Generator	8506	Southeast New England	MA	NEMA	Existing	2.312	2.312	2.312	2.312	0.000	0.000	0.000	0.000	0.000	0.000	0.000	0.000
38581	Tyngsborough	Generator	8500	Rest-of-Pool	MA	WCMA	Existing	1.283	1.283	1.283	1.283	0.000	0.000	0.000	0.000	0.000	0.000	0.000	0.000
38582	Norton MA	Generator	8506	Southeast New England	MA	SEMA	Existing	0.675	0.675	0.675	0.675	0.000	0.000	0.000	0.000	0.000	0.000	0.000	0.000
38583	Agawam II	Generator	8500	Rest-of-Pool	MA	WCMA	Existing	0.804	0.804	0.804	0.804	0.000	0.000	0.000	0.000	0.000	0.000	0.000	0.000
38584	Bridgewater	Generator	8506	Southeast New England	MA	SEMA	Existing	0.462	0.462	0.462	0.462	0.000	0.000	0.000	0.000	0.000	0.000	0.000	0.000
355	BRANFORD 10	Generator	8500	Rest-of-Pool	CT	CT	New	0.000	0.000	0.000	0.000	0.000	0.000	0.000	0.000	0.000	0.000	0.000	0.000
359	J. COCKWELL 1	Generator	8500	Rest-of-Pool	MA	WCMA	New	0.000	0.000	0.000	0.000	0.000	0.000	0.000	0.000	0.000	0.000	0.000	0.000
360	J. COCKWELL 2	Generator	8500	Rest-of-Pool	MA	WCMA	New	0.000	0.000	0.000	0.000	0.000	0.000	0.000	0.000	0.000	0.000	0.000	0.000
396	DEVON 10	Generator	8500	Rest-of-Pool	CT	CT	New	0.000	0.000	0.000	0.000	0.000	0.000	0.000	0.000	0.000	0.000	0.000	0.000
420	FRANKLIN DRIVE 10	Generator	8500	Rest-of-Pool	CT	CT	New	0.000	0.000	0.000	0.000	0.000	0.000	0.000	0.000	0.000	0.000	0.000	0.000
478	MIDDLETOWN 10	Generator	8500	Rest-of-Pool	CT	CT	New	0.000	0.000	0.000	0.000	0.000	0.000	0.000	0.000	0.000	0.000	0.000	0.000
486	MILFORD POWER	Generator	8506	Southeast New England	MA	SEMA	New	202.000	202.000	202.000	202.000	202.000	202.000	202.000	202.000	202.000	202.000	202.000	202.000
496	MOORE	Generator	8505	Northern New England	NH	NH	New	0.000	0.000	0.000	0.000	0.000	0.000	0.000	0.000	0.000	0.000	0.000	0.000
540	POTTER 2 CC	Generator	8506	Southeast New England	MA	SEMA	New	0.000	0.000	0.000	0.000	0.000	0.000	0.000	0.000	0.000	0.000	0.000	0.000
595	TORRINGTON TERMINAL 10	Generator	8500	Rest-of-Pool	CT	CT	New	0.000	0.000	0.000	0.000	0.000	0.000	0.000	0.000	0.000	0.000	0.000	0.000
1032	BRIDGEPORT ENERGY 1	Generator	8500	Rest-of-Pool	CT	CT	New	8.000	8.000	8.000	8.000	8.000	8.000	8.000	8.000	8.000	8.000	8.000	8.000
1286	ANP-BLACKSTONE ENERGY CO. #1	Generator	8506	Southeast New England	MA	SEMA	New	0.000	0.000	0.000	0.000	0.000	0.000	0.000	0.000	0.000	0.000	0.000	0.000
1287	ANP-BLACKSTONE ENERGY 2	Generator	8506	Southeast New England	MA	SEMA	New	0.000	0.000	0.000	0.000	0.000	0.000	0.000	0.000	0.000	0.000	0.000	0.000
1649	EP Newington Energy, LLC	Generator	8505	Northern New England	NH	NH	New	37.486	37.486	37.486	37.486	37.486	37.486	37.486	37.486	37.486	37.486	37.486	37.486
2432	HUNTINGTON FALLS-NEW	Generator	8505	Northern New England	VT	VT	New	1.720	1.720	1.720	1.720	3.350	3.350	3.350	3.350	3.350	3.350	3.350	3.350
12581	CL&P - Conservation & Load Management (CL&M) - E	Demand	8500	Rest-of-Pool	CT	CT	New	100.972	100.972	100.972	100.972	100.972	100.972	141.518	141.518	141.518	141.518	100.972	100.972
12600	UI Conservation and Load Management Programs	Demand	8500	Rest-of-Pool	CT	CT	New	9.412	9.412	9.412	9.412	9.412	9.412	10.551	10.551	10.551	10.551	9.412	9.412
12657	Unitil CORE Energy Efficiency Programs-2	Demand	8500	Rest-of-Pool	MA	WCMA	New	1.152	1.152	1.152	1.152	1.152	1.152	1.152	1.152	1.152	1.152	1.152	1.152
12670	ngrid_nema_fca1_eeodr	Demand	8506	Southeast New England	MA	NEMA	New	44.112	44.112	44.112	44.112	44.112	44.112	66.965	66.965	66.965	66.965	44.112	44.112
12671	ngrid_nh_fca1_eeodr	Demand	8505	Northern New England	NH	NH	New	0.696	0.696	0.696	0.696	0.696	0.696	0.696	0.696	0.696	0.696	0.696	0.696
12672	ngrid_ri_fca1_eeodr	Demand	8506	Southeast New England	RI	RI	New	58.429	58.429	58.429	58.429	58.429	58.429	79.537	79.537	79.537	79.537	58.429	58.429
12673	ngrid_sema_fca1_eeodr	Demand	8506	Southeast New England	MA	SEMA	New	40.608	40.608	40.608	40.608	40.608	40.608	70.325	70.325	70.325	70.325	40.608	40.608
12674	ngrid_wcma_fca1_eeodr	Demand	8500	Rest-of-Pool	MA	WCMA	New	42.108	42.108	42.108	42.108	42.108	42.108	73.155	73.155	73.155	73.155	42.108	42.108
12684	NSTAR EE NEMA	Demand	8506	Southeast New England	MA	NEMA	New	130.169	130.169	130.169	130.169	130.169	130.169	144.148	144.148	144.148	144.148	130.169	130.169
12685	NSTAR EE SEMA	Demand	8506	Southeast New England	MA	SEMA	New	19.748	19.748	19.748	19.748	19.748	19.748	20.051	20.051	20.051	20.051	19.748	19.748
12693	PSNH CORE Energy Efficiency Programs	Demand	8505	Northern New England	NH	NH	New	18.203	18.203	18.203	18.203	18.203	18.203	14.356	14.356	14.356	14.356	18.203	18.203
12705	Cape Light Compact Energy Efficiency Portfolio	Demand	8506	Southeast New England	MA	SEMA	New	8.000	8.000	8.000	8.000	8.000	8.000	11.022	11.022	11.022	11.022	8.000	8.000
12757	NHEC Energy Efficiency Programs	Demand	8505	Northern New England	NH	NH	New	0.444	0.444	0.444	0.444	0.444	0.444	0.444	0.444	0.444	0.444	0.444	0.444
12779	CPLN CT On-Peak	Demand	8500	Rest-of-Pool	CT	CT	New	1.852	1.852	1.852	1.852	1.852	1.852	1.285	1.285	1.285	1.285	1.852	1.852
12799	CSG Aggregation of DG and 24 hr lighting EE - WCMA	Demand	8500	Rest-of-Pool	MA	WCMA	New	1.053	1.053	1.053	1.053	1.053	1.053	1.053	1.053	1.053	1.053	1.053	1.053
12801	UES CORE Energy Efficiency Programs	Demand	8505	Northern New England	NH	NH	New	0.889	0.889	0.889	0.889	0.889	0.889	0.889	0.889	0.889	0.889	0.889	0.889
12822	Burlington Electric Department - On-Peak Efficiency	Demand	8505	Northern New England	VT	VT	New	0.000	0.000	0.000	0.000	0.000	0.000	0.000	0.000	0.000	0.000	0.000	0.000
12835	CPLN MA SEMA OP	Demand	8506	Southeast New England	MA	SEMA	New	1.512	1.512	1.512	1.512	1.512	1.512	0.378	0.378	0.378	0.378	1.512	1.512
12841	CPLN ME OP	Demand	8505	Northern New England	ME	ME	New	0.000	0.000	0.000	0.000	0.000	0.000	0.000	0.000	0.000	0.000	0.000	0.000
12845	Vermont Efficiency Portfolio-1	Demand	8505	Northern New England	VT	VT	New	16.712	16.712	16.712	16.712	16.712	16.712	28.455	28.455	28.455	28.455	16.712	16.712
16713	Comverge CoolSentry 2	Demand	8500	Rest-of-Pool	CT	CT	New	20.520	20.520	20.520	20.520	20.520	20.520	20.520	20.520	20.520	20.520	20.520	20.520
37855	Hess DR Northwest VT 2015-16	Demand	8505	Northern New England	VT	VT	New	1.200	1.200	1.200	1.200	1.200	1.200	1.200	1.200	1.200	1.200	1.200	1.200
37928	RTDR_50786_Boston (7507)	Demand	8506	Southeast New England	MA	NEMA	New	1.210	1.210	1.210	1.210	1.210	1.210	1.210	1.210	1.210	1.210	1.210	1.210
37929	RTDR_50786_Central MA (7515)	Demand	8500	Rest-of-Pool	MA	WCMA	New	0.512	0.512	0.512	0.512	0.512	0.512	0.512	0.512	0.512	0.512	0.512	0.512
37930	RTDR_50786_Eastern CT (7500)	Demand	8500	Rest-of-Pool	CT	CT	New	0.249	0.249	0.249	0.249	0.249	0.249	0.249	0.249	0.249	0.249	0.249	0.249
37931	RTDR_50786_Lower SEMA (7511)	Demand	8506	Southeast New England	MA	SEMA	New	1.392	1.392	1.392	1.392	1.392	1.392	1.392	1.392	1.392	1.392	1.392	1.392
37933	RTDR_50786_New Hampshire (7509)	Demand	8505	Northern New England	NH	NH	New	0.219	0.219	0.219	0.219	0.219	0.219	0.219	0.219	0.219	0.219	0.219	0.219
37934	RTDR_50786_North Shore (7508)	Demand	8506	Southeast New England	MA	NEMA	New	1.488	1.488	1.488	1.488	1.488	1.488	1.488	1.488	1.488	1.488	1.488	1.488
37936	RTDR_50786_Norwalk - Stamford (7502)	Demand	8500	Rest-of-Pool	CT	CT	New	0.108	0.108	0.108	0.108	0.108	0.108	0.108	0.108	0.108	0.108	0.108	0.108
37937	RTDR_50786_Portland Maine (7506)	Demand	8505	Northern New England	ME	ME	New	0.145	0.145	0.145	0.145	0.145	0.145	0.145	0.145	0.145	0.145	0.145	0.145
37938	RTDR_50786_Rhode Island (7518)	Demand	8506	Southeast New England	RI	RI	New	3.000	3.000	3.000	3.000	3.000	3.000	3.000	3.000	3.000	3.000	3.000	3.000
37939	RTDR_50786_SEMA (7512)	Demand	8506	Southeast New England	MA	SEMA	New	0.759	0.759	0.759	0.759	0.759	0.759	0.759	0.759	0.759	0.759	0.759	0.759
37940	RTDR_50786_Seacoast (7510)	Demand	8505	Northern New England	NH	NH	New	0.208	0.208	0.208	0.208	0.208	0.208	0.208	0.208	0.208	0.208	0.208	0.208
37941	RTDR_50786_Springfield MA (7516)	Demand	8500	Rest-of-Pool	MA	WCMA	New	0.781	0.781	0.781	0.781	0.781	0.781	0.781	0.781	0.781	0.781	0.781	0.781
37942	RTDR_50786_Vermont (7514)	Demand	8505	Northern New England	VT	VT	New	0.491	0.491	0.491	0.491	0.491	0.491	0.491	0.491	0.491	0.491	0.491	0.491
37943	RTDR_50786_Western CT (7503)	Demand	8500	Rest-of-Pool	CT	CT	New	4.250	4.250	4.250	4.250	4.250	4.250	4.250	4.250	4.250	4.250	4.250	4.250
37944	RTDR_50786_Western MA (7517)	Demand	8500	Rest-of-Pool	MA	WCMA	New	2.436	2.436	2.436	2.436	2.436	2.436	2.436	2.436	2.436	2.436	2.436	2.436
38057	Efficiency Maine Trust FCA6 B	Demand	8505	Northern New England	ME	ME	New	17.691	17.691	17.691	17.691	17.691	17.691	17.691	17.691	17.691	17.691	17.691	17.691
38115	Harrington Street PV Project	Generator	8500	Rest-of-Pool	MA	WCMA	New	0.000	0.000	0.000	0.000	0.000	0.000	0.000	0.000	0.000	0.000	0.000	0.000
38122	RTDR_50017_Central MA (7515) - 3	Demand	8500	Rest-of-Pool	MA	WCMA	New	0.000	0.000	0.000	0.000	0.000	0.000	0.000	0.000	0.000	0.000	0.000	0.000

ID	Name	Type	Capacity Zone ID	Capacity Zone Name	State	Load Zone	Status	Jun-20	Jul-20	Aug-20	Sep-20	Oct-20	Nov-20	Dec-20	Jan-21	Feb-21	Mar-21	Apr-21	May-21
38124	RTDR_50017_Lower SEMA (7511) - 3	Demand	8506	Southeast New England	MA	SEMA	New	0.000	0.000	0.000	0.000	0.000	0.000	0.000	0.000	0.000	0.000	0.000	0.000
38126	RTDR_50017_New Hampshire (7509) - 3	Demand	8505	Northern New England	NH	NH	New	0.000	0.000	0.000	0.000	0.000	0.000	0.000	0.000	0.000	0.000	0.000	0.000
38127	RTDR_50017_North Shore (7508) - 3	Demand	8506	Southeast New England	MA	NEMA	New	0.000	0.000	0.000	0.000	0.000	0.000	0.000	0.000	0.000	0.000	0.000	0.000
38129	RTDR_50017_Northwest Vermont (7513) - 3	Demand	8505	Northern New England	VT	VT	New	3.240	3.240	3.240	3.240	3.240	3.240	0.000	0.000	0.000	0.000	3.240	3.240
38132	RTDR_50017_Rhode Island (7518) - 3	Demand	8506	Southeast New England	RI	RI	New	0.000	0.000	0.000	0.000	0.000	0.000	0.000	0.000	0.000	0.000	0.000	0.000
38133	RTDR_50017_SEMA (7512) - 3	Demand	8506	Southeast New England	MA	SEMA	New	0.000	0.000	0.000	0.000	0.000	0.000	0.000	0.000	0.000	0.000	0.000	0.000
38134	RTDR_50017_Seacoast (7510) - 3	Demand	8505	Northern New England	NH	NH	New	0.000	0.000	0.000	0.000	0.000	0.000	0.000	0.000	0.000	0.000	0.000	0.000
38135	RTDR_50017_Springfield MA (7516) - 3	Demand	8500	Rest-of-Pool	MA	WCMA	New	0.000	0.000	0.000	0.000	0.000	0.000	0.000	0.000	0.000	0.000	0.000	0.000
38138	RTDR_50017_Western MA (7517) - 3	Demand	8500	Rest-of-Pool	MA	WCMA	New	0.000	0.000	0.000	0.000	0.000	0.000	0.000	0.000	0.000	0.000	0.000	0.000
38217	RI CHP	Demand	8506	Southeast New England	RI	RI	New	0.945	0.945	0.945	0.945	0.945	0.945	0.945	0.945	0.945	0.945	0.945	0.945
38219	WMECO EE WCMA	Demand	8500	Rest-of-Pool	MA	WCMA	New	5.415	5.415	5.415	5.415	5.415	5.415	6.093	6.093	6.093	6.093	5.415	5.415
38387	CSG Aggregation of DG and 24 hr lighting EE - NEMA1	Demand	8506	Southeast New England	MA	NEMA	New	9.180	9.180	9.180	9.180	9.180	9.180	9.180	9.180	9.180	9.180	9.180	9.180
38388	CSG Aggregation of DG and 24 hr lighting EE - SEMA1	Demand	8506	Southeast New England	MA	SEMA	New	0.528	0.528	0.528	0.528	0.528	0.528	0.528	0.528	0.528	0.528	0.528	0.528
38389	CSG Aggregation of DG and 24 hr lighting EE - WCMA	Demand	8500	Rest-of-Pool	MA	WCMA	New	0.702	0.702	0.702	0.702	0.702	0.702	0.702	0.702	0.702	0.702	0.702	0.702
38396	NEMA 1 - New T4	Demand	8506	Southeast New England	MA	NEMA	New	0.000	0.000	0.000	0.000	0.000	0.000	0.000	0.000	0.000	0.000	0.000	0.000
38398	NEMA 2 - New T4	Demand	8506	Southeast New England	MA	NEMA	New	0.000	0.000	0.000	0.000	0.000	0.000	0.000	0.000	0.000	0.000	0.000	0.000
38437	Ipswich Wind II	Generator	8506	Southeast New England	MA	NEMA	New	0.130	0.130	0.130	0.130	0.377	0.377	0.377	0.377	0.377	0.377	0.377	0.377
38481	OSP Phase III	Generator	8506	Southeast New England	RI	RI	New	0.000	0.000	0.000	0.000	0.000	0.000	0.000	0.000	0.000	0.000	0.000	0.000
38512	SEMA 1 - New	Demand	8506	Southeast New England	MA	SEMA	New	0.000	0.000	0.000	0.000	0.000	0.000	0.000	0.000	0.000	0.000	0.000	0.000
38513	RI 1 - New	Demand	8506	Southeast New England	RI	RI	New	0.000	0.000	0.000	0.000	0.000	0.000	0.000	0.000	0.000	0.000	0.000	0.000
38514	CT 1 - New	Demand	8500	Rest-of-Pool	CT	CT	New	0.000	0.000	0.000	0.000	0.000	0.000	0.000	0.000	0.000	0.000	0.000	0.000
38517	CT 1A - New	Demand	8500	Rest-of-Pool	CT	CT	New	0.000	0.000	0.000	0.000	0.000	0.000	0.000	0.000	0.000	0.000	0.000	0.000
38518	CT 1B - New	Demand	8500	Rest-of-Pool	CT	CT	New	0.000	0.000	0.000	0.000	0.000	0.000	0.000	0.000	0.000	0.000	0.000	0.000
38521	CT 2 - Auto	Demand	8500	Rest-of-Pool	CT	CT	New	2.700	2.700	2.700	2.700	2.700	2.700	2.700	2.700	2.700	2.700	2.700	2.700
38522	CT 2A - Auto	Demand	8500	Rest-of-Pool	CT	CT	New	1.350	1.350	1.350	1.350	1.350	1.350	1.350	1.350	1.350	1.350	1.350	1.350
38523	CT 2B - Auto	Demand	8500	Rest-of-Pool	CT	CT	New	1.350	1.350	1.350	1.350	1.350	1.350	1.350	1.350	1.350	1.350	1.350	1.350
38524	ME 1 - New	Demand	8505	Northern New England	ME	ME	New	0.000	0.000	0.000	0.000	0.000	0.000	0.000	0.000	0.000	0.000	0.000	0.000
38629	HQ_HG_Yearly_20-21	Import	8505	Northern New England			New	55.000	55.000	55.000	55.000	55.000	55.000	55.000	55.000	55.000	55.000	55.000	55.000
38631	HQ_NB_Yearly_20-21	Import	8505	Northern New England			New	100.000	100.000	100.000	100.000	100.000	100.000	100.000	100.000	100.000	100.000	100.000	100.000
38635	HQ_NY_Yearly_20-21	Import	8500	Rest-of-Pool			New	300.000	300.000	300.000	300.000	300.000	300.000	300.000	300.000	300.000	300.000	300.000	300.000
38637	HQ_PII_Yearly_20-21	Import	8500	Rest-of-Pool			New	441.000	441.000	441.000	441.000	441.000	441.000	441.000	441.000	441.000	441.000	441.000	441.000
38655	Barrett Distribution - Franklin Solar	Generator	8506	Southeast New England	MA	SEMA	New	0.230	0.230	0.230	0.230	0.000	0.000	0.000	0.000	0.000	0.000	0.000	0.000
38663	Killingly Energy Center	Generator	8500	Rest-of-Pool	CT	CT	New	0.000	0.000	0.000	0.000	0.000	0.000	0.000	0.000	0.000	0.000	0.000	0.000
38664	Rensselaer Cogen 20-21	Import	8500	Rest-of-Pool			New	77.400	77.400	77.400	77.400	77.400	77.400	77.400	77.400	77.400	77.400	77.400	77.400
38665	Roseton 1 20-21	Import	8500	Rest-of-Pool			New	0.000	0.000	0.000	0.000	0.000	0.000	0.000	0.000	0.000	0.000	0.000	0.000
38666	Roseton 2 20-21	Import	8500	Rest-of-Pool			New	0.000	0.000	0.000	0.000	0.000	0.000	0.000	0.000	0.000	0.000	0.000	0.000
38667	RFF 20-21	Import	8505	Northern New England			New	31.000	31.000	31.000	31.000	31.000	31.000	31.000	31.000	31.000	31.000	31.000	31.000
38668	RAH 20-21	Import	8505	Northern New England			New	0.000	0.000	0.000	0.000	0.000	0.000	0.000	0.000	0.000	0.000	0.000	0.000
38669	Future Gen Wind	Generator	8506	Southeast New England	MA	SEMA	New	2.700	2.700	2.700	2.700	2.800	2.800	2.800	2.800	2.800	2.800	2.800	2.800
38672	Seneca Grandfathered FCA11	Import	8500	Rest-of-Pool			New	45.000	45.000	45.000	45.000	45.000	45.000	45.000	45.000	45.000	45.000	45.000	45.000
38673	Seneca Non-Grandfathered FCA11	Import	8500	Rest-of-Pool			New	6.000	6.000	6.000	6.000	6.000	6.000	6.000	6.000	6.000	6.000	6.000	6.000
38679	SITHE___MASSENA 2020-21	Import	8500	Rest-of-Pool			New	0.000	0.000	0.000	0.000	0.000	0.000	0.000	0.000	0.000	0.000	0.000	0.000
38681	Boltonville Hydro	Generator	8505	Northern New England	VT	VT	New	0.000	0.000	0.000	0.000	0.000	0.000	0.000	0.000	0.000	0.000	0.000	0.000
38683	BROOME_2_LFGE 2020-21	Import	8500	Rest-of-Pool			New	1.800	1.800	1.800	1.800	1.800	1.800	1.800	1.800	1.800	1.800	1.800	1.800
38684	Bloom Energy SOFC	Demand	8506	Southeast New England	MA	NEMA	New	9.180	9.180	9.180	9.180	9.180	9.180	9.180	9.180	9.180	9.180	9.180	9.180
38689	Bloom Energy CT SOFC	Demand	8500	Rest-of-Pool	CT	CT	New	9.180	9.180	9.180	9.180	9.180	9.180	9.180	9.180	9.180	9.180	9.180	9.180
38690	Control Area Backed 2020-2021	Import	8505	Northern New England			New	69.000	69.000	69.000	69.000	69.000	69.000	69.000	69.000	69.000	69.000	69.000	69.000
38692	MMWEC Simple Cycle Gas Turbine	Generator	8506	Southeast New England	MA	NEMA	New	0.000	0.000	0.000	0.000	0.000	0.000	0.000	0.000	0.000	0.000	0.000	0.000
38693	NEMA_ActiveDR	Demand	8506	Southeast New England	MA	NEMA	New	1.620	1.620	1.620	1.620	1.620	1.620	1.620	1.620	1.620	1.620	1.620	1.620
38694	RTDR_Maine	Demand	8505	Northern New England	ME	ME	New	2.798	2.798	2.798	2.798	2.798	2.798	2.798	2.798	2.798	2.798	2.798	2.798
38695	NEHC - Hanover Pond Hydro	Generator	8500	Rest-of-Pool	CT	CT	New	0.066	0.066	0.066	0.066	0.129	0.129	0.129	0.129	0.129	0.129	0.129	0.129
38696	Blossom Rd 1 Fall River PV	Generator	8506	Southeast New England	MA	SEMA	New	0.414	0.414	0.414	0.414	0.000	0.000	0.000	0.000	0.000	0.000	0.000	0.000
38698	Blossom Rd 2 Fall River PV	Generator	8506	Southeast New England	MA	SEMA	New	0.417	0.417	0.417	0.417	0.000	0.000	0.000	0.000	0.000	0.000	0.000	0.000
38699	Groveland St Abington PV	Generator	8506	Southeast New England	MA	SEMA	New	0.390	0.390	0.390	0.390	0.000	0.000	0.000	0.000	0.000	0.000	0.000	0.000
38700	Stafford St Leicester PV 2	Generator	8500	Rest-of-Pool	MA	WCMA	New	0.228	0.228	0.228	0.228	0.000	0.000	0.000	0.000	0.000	0.000	0.000	0.000
38701	Onset East	Generator	8506	Southeast New England	MA	SEMA	New	0.520	0.520	0.520	0.520	0.000	0.000	0.000	0.000	0.000	0.000	0.000	0.000
38702	Onset West	Generator	8506	Southeast New England	MA	SEMA	New	0.520	0.520	0.520	0.520	0.000	0.000	0.000	0.000	0.000	0.000	0.000	0.000
38704	Richardson Ave Attleboro PV 2	Generator	8506	Southeast New England	MA	SEMA	New	0.418	0.418	0.418	0.418	0.000	0.000	0.000	0.000	0.000	0.000	0.000	0.000
38706	Old Upton Rd Grafton PV 2	Generator	8500	Rest-of-Pool	MA	WCMA	New	0.228	0.228	0.228	0.228	0.000	0.000	0.000	0.000	0.000	0.000	0.000	0.000
38708	Groton School Rd Ayer PV 2	Generator	8506	Southeast New England	MA	NEMA	New	0.359	0.359	0.359	0.359	0.000	0.000	0.000	0.000	0.000	0.000	0.000	0.000
38709	Frank Mossberg Dr Attleboro PV	Generator	8506	Southeast New England	MA	SEMA	New	0.244	0.244	0.244	0.244	0.000	0.000	0.000	0.000	0.000	0.000	0.000	0.000
38725	Bow Street Hydro	Generator	8505	Northern New England	NH	NH	New	0.000	0.000	0.000	0.000	0.000	0.000	0.000	0.000	0.000	0.000	0.000	0.000
38726	Bayside Power	Import	8505	Northern New England			New	0.000	0.000	0.000	0.000	0.000	0.000	0.000	0.000	0.000	0.000	0.000	0.000
38729	Chaffee FCA11	Import	8500	Rest-of-Pool			New	6.100	6.100	6.100	6.100	6.100	6.100	6.100	6.100	6.100	6.100	6.100	6.100
38730	High Acres I FCA11	Import	8500	Rest-of-Pool			New	3.200	3.200	3.200	3.200	3.200	3.200	3.200	3.200	3.200	3.200	3.200	3.200
38731	High Acres II FCA11	Import	8500	Rest-of-Pool			New	6.400	6.400	6.400	6.400	6.400	6.400	6.400	6.400	6.400	6.400	6.400	6.400
38732	Madison County FCA11	Import	8500	Rest-of-Pool			New	1.400	1.400	1.400	1.400	1.400	1.400	1.400	1.400	1.400	1.400	1.400	1.400
38733	Mill Seat FCA11	Import	8500	Rest-of-Pool			New	6.100	6.100	6.100	6.100	6.100	6.100	6.100	6.100	6.100	6.100	6.100	6.100
38734	Oneida Herkimer FCA11	Import	8500	Rest-of-Pool			New	3.200	3.200	3.200	3.200	3.200	3.200	3.200	3.200	3.200	3.200	3.200	3.200
38737	Erie Boulevard Hydro Import 2020-21	Import	8500	Rest-of-Pool			New	0.000	0.000	0.000	0.000	0.000	0.000	0.000	0.000	0.000	0.000	0.000	0.000
38738	Canton Mountain Wind Project	Generator	8505	Northern New England	ME	ME	New	3.600	3.600	3.600	3.600	7.200	7.200	7.200	7.200	7.200	7.200	7.200	7.200
38741	Carr Street Generating station Import 2020-21	Import	8500	Rest-of-Pool			New	0.000	0.000	0.000	0.000	0.000	0.000	0.000	0.000	0.000	0.000	0.000	0.000
38754	VT Small DER	Demand	8505	Northern New England	VT	VT	New	0.000	0.000	0.000	0.000	0.000	0.000	0.000	0.000	0.000	0.000	0.000	0.000
38756	WMCA Small Gen	Demand	8500	Rest-of-Pool	MA	WCMA	New	0.000	0.000	0.000	0.000	0.000	0.000	0.000	0.000	0.000	0.000	0.000	0.000
38757	WOODBRIDGE FUEL CELL	Generator	8500	Rest-of-Pool	CT	CT	New	2.100	2.100	2.100	2.100	2.100	2.100	2.100	2.100	2.100	2.100	2.100	2.100
38758	CT Small Gen	Demand	8500	Rest-of-Pool	CT	CT	New	1.944	1.944	1.944	1.944	1.944	1.944	1.944	1.944	1.944	1.944	1.944	1.944
38759	ME Small Gen	Demand	8505	Northern New England	ME	ME	New	0.000	0.000	0.000	0.000	0.000	0.000	0.000	0.000	0.000	0.000	0.000	0.000
38760	Norwich WWT	Generator	8500	Rest-of-Pool	CT	CT	New	2.000	2.000	2.000	2.000	2.000	2.000	2.000	2.000	2.000	2.000	2.000	2.000
38761	NEMA Small Gen	Demand	8506	Southeast New England	MA	NEMA	New	1.944	1.944	1.944	1.944	1.944	1.944	1.944	1.944	1.944	1.944	1.944	1.944
38773	Backyard Farms Unit 1A	Demand	8505	Northern New England	ME	ME	New	0.000	0.000	0.000	0.000	0.000	0.000	0.000	0.000	0.000	0.000	0.000	0.000

ID	Name	Type	Capacity Zone ID	Capacity Zone Name	State	Load Zone	Status	Jun-20	Jul-20	Aug-20	Sep-20	Oct-20	Nov-20	Dec-20	Jan-21	Feb-21	Mar-21	Apr-21	May-21
38787	CT On-Peak Solar	Demand	8500	Rest-of-Pool	CT	CT	New	5.400	5.400	5.400	5.400	5.400	5.400	0.000	0.000	0.000	0.000	5.400	5.400
38789	NEMA_ActiveLM	Demand	8506	Southeast New England	MA	NEMA	New	1.080	1.080	1.080	1.080	1.080	1.080	1.080	1.080	1.080	1.080	1.080	1.080
38791	Branch Solar	Generator	8506	Southeast New England	MA	SEMA	New	0.633	0.633	0.633	0.633	0.000	0.000	0.000	0.000	0.000	0.000	0.000	0.000
38800	DRCR_Western MA_2016	Demand	8500	Rest-of-Pool	MA	WCMA	New	14.000	14.000	14.000	14.000	14.000	14.000	14.000	14.000	14.000	14.000	14.000	14.000
38801	DRCR_Western CT_2016	Demand	8500	Rest-of-Pool	CT	CT	New	0.000	0.000	0.000	0.000	0.000	0.000	0.000	0.000	0.000	0.000	0.000	0.000
38802	DRCR_Vermont_2016	Demand	8505	Northern New England	VT	VT	New	0.000	0.000	0.000	0.000	0.000	0.000	0.000	0.000	0.000	0.000	0.000	0.000
38803	DRCR_Springfield MA_2016	Demand	8500	Rest-of-Pool	MA	WCMA	New	5.300	5.300	5.300	5.300	5.300	5.300	5.300	5.300	5.300	5.300	5.300	5.300
38810	DRCR_Northern CT_2016	Demand	8500	Rest-of-Pool	CT	CT	New	0.000	0.000	0.000	0.000	0.000	0.000	0.000	0.000	0.000	0.000	0.000	0.000
38813	DRCR_New Hampshire_2016	Demand	8505	Northern New England	NH	NH	New	9.000	9.000	9.000	9.000	9.000	9.000	9.000	9.000	9.000	9.000	9.000	9.000
38814	Burrillville Energy Center 4	Generator	8506	Southeast New England	RI	RI	New	0.000	0.000	0.000	0.000	0.000	0.000	0.000	0.000	0.000	0.000	0.000	0.000

Attachment B

UNITED STATES OF AMERICA
BEFORE THE
FEDERAL ENERGY REGULATORY COMMISSION

ISO New England Inc.) Docket No. ER17-___-000

TESTIMONY OF STEPHEN J. ROURKE

Q: PLEASE STATE YOUR NAME, TITLE AND BUSINESS ADDRESS.

A: My name is Stephen J. Rourke. I am Vice President of System Planning with ISO New England Inc. (the "ISO"). My business address is One Sullivan Road, Holyoke, Massachusetts 01040.

Q: PLEASE DESCRIBE YOUR EDUCATIONAL BACKGROUND AND WORK EXPERIENCE.

A: I have a B.S. in Electrical Engineering from Worcester Polytechnic Institute and a M.B.A. from Western New England University. In my current position as Vice President of System Planning, I am responsible for planning for a reliable New England bulk power system according to prescribed reliability standards and guidelines of the Northeast Power Coordinating Council ("NPCC") and the North American Electric Reliability Corporation ("NERC"); overseeing development of the Regional System Plan; analysis and approval of new transmission and generation interconnection projects, including the approval of qualification of generating capacity resources, demand resources, and import capacity resources

to participate in the Forward Capacity Auction[1] ("FCA"); implementing the Federal Energy Regulatory Commission ("Commission" or "FERC") approved generator interconnection process; developing the ISO's findings for Transmission Cost Allocation; and supporting the capacity market in New England.

Previously, I served as the ISO's Director, Reliability and Operations Services. I was also a former manager of the Rhode Island—Eastern Massachusetts—Vermont Energy Control ("REMVEC") center in Westborough, Massachusetts and former manager of marketing operations for Northeast Utilities/Select Energy Inc. in Berlin, Connecticut. I have over 35 years of experience in the operations and planning of the New England bulk power system.

Q: WHAT IS THE PURPOSE OF YOUR TESTIMONY?

A: The purpose of my testimony is to certify that resources participating in the eleventh FCA, which was held on February 6, 2017, were properly qualified in accordance with Section III.13.1 of the Tariff. Section III.13.8.2 (b) of the Tariff requires that documentation regarding the competitiveness of the FCA be filed with the Commission. Section III.13.8.2 (b) states that such documentation may include a certification from the ISO that all entities offering and bidding in the FCA were properly qualified in accordance with Section III.13.1 of the Tariff.

[1] Capitalized terms used but not otherwise defined in this testimony have the meanings ascribed thereto in the ISO's Transmission, Markets and Services Tariff (the "Tariff"). Section III of the Tariff is Market Rule 1.

My testimony provides such certification.

Q: WERE ALL RESOURCES OFFERING AND BIDDING IN THE ELEVENTH FCA HELD ON FEBRUARY 6, 2017 PROPERLY QUALIFIED IN ACCORDANCE WITH TARIFF SECTION III.13.1?

A: Yes. Section III.13.1 of the Tariff sets forth the process for qualification in the FCA. In my role as Vice President of System Planning, I was responsible for overseeing the qualification of all resources in the eleventh FCA held on February 6, 2017. I certify that all resources offering and bidding in the eleventh FCA were properly qualified in accordance with Section III.13.1 of the Tariff. In a November 8, 2016 informational filing with the Commission, the ISO provided resources qualified to participate in the eleventh FCA.[2] The Commission approved the Informational Filing on December 6, 2016.[3]

Q: WHAT WAS YOUR ROLE IN THE RELIABILITY REVIEW OF THE VARIOUS DE-LIST BIDS?

A: As the Vice President of System Planning, I oversaw the reliability review of all submitted de-list bids.

Q: What Types of De-list Bids did the ISO review?

[2] *ISO New England Inc.*, Informational Filing for Qualification in the Forward Capacity Market, Docket No. ER17-321-000 (filed November 8, 2016) ("Informational Filing").

[3] Letter Order issued in Docket ER17-321-000 (December 6, 2016) ("Informational Filing Order").

A: There are five different types of de-list bids that are reviewed for reliability. Permanent, Priced-Retirement, Static, Export, and Dynamic De-list Bids. With the exception of Dynamic De-list Bids, all de-list bids are submitted and reviewed in advance of the FCA.

Q: PLEASE DESCRIBE THE ISO'S REVIEW OF DE-LIST BIDS.

A: Under the Tariff, all existing resources participate in the FCA, unless the resource submits a de-list bid.[4] There are two types of review performed by the ISO on the de-list bids.

Q: WHAT IS THE FIRST TYPE OF REVIEW?

A: Pursuant to Section III.13.1.2.3.2 of the Tariff, prior to the auction, the ISO's Internal Market Monitor ("IMM") reviews Export De-List Bids and Static De-List Bids submitted above the Dynamic De-List Bid threshold of $5.50/kW-month to determine whether the bids are consistent with the resource's net risk-adjusted going forward and opportunity costs. This review is not performed for Dynamic De-List Bids, which are submitted during the auction itself, if the price drops below $5.50/kW-month.

In addition, prior to the auction, the IMM reviews all submitted Permanent and Retirement De-list Bids regardless of price, and a filing was made on July 15, 2016 (ER16-2215-000) indicating, on a confidential basis, (i) the IMM's determination with respect to each Permanent De-List Bid and Retirement De-List

[4] Section III.13.2.3.2(c) of the Tariff.

Bid, (ii) supporting documentation for each determination, (iii) the capacity that will permanently de-list or retire prior to the Forward Capacity Auction, and (iv) whether capacity suppliers that submitted the bids have elected to conditionally or unconditionally retire the capacity pursuant to Section III.13.1.2.4.1.[5]

Q: WHAT IS THE OTHER TYPE OF REVIEW THAT THE ISO PERFORMS WITH REGARD TO DE-LIST BIDS?

A: Pursuant to Section III.13.2.5.2.5 of the Tariff and ISO Planning Procedure No. 10, the ISO reviews each Retirement De-List Bid, Permanent De-List Bid, Export De-List Bid, Administrative Export De-List Bid, and Static De-List Bid to determine if the capacity associated with the bid is needed for reliability during the Capacity Commitment Period associated with the FCA. The Tariff provides that capacity will be needed for reliability if the absence of that capacity would result in violation of any NERC, NPCC, or ISO criteria.[6] If the capacity associated with the de-list bid is determined not to be needed for reliability, and the auction price falls below the de-list bid price, the capacity associated with the bid is removed from the auction.

Q: FOR THE ELEVENTH FCA, HOW MANY DE-LIST BIDS DID THE ISO REVIEW FOR RELIABILITY?

A:

[5] The Commission approved the filing in a Letter Order issued on August 8, 2016 in Docket No. ER16-2215-000.
[6] Section III.13.2.5.2.5 of the Tariff.

The ISO reviewed two Retirement De-list Bids, totaling approximately 25 MW. A total of 1,522 MW of pre-auction Static De-List Bids, were submitted. However, pursuant to Tariff Section III.13.1.2.3.1.1., prior to the auction, some participants elected to withdraw their Static De-list Bids. As a result, a total of 243 MW of Static De-list Bids were reviewed for reliability. An Export De-list bid for 100 MW was also reviewed for reliability. The auction closing price was below $5.50/kW-month (*i.e.*, the threshold for review of Dynamic De-List Bids prescribed for the eleventh FCA), and as a result approximately 250 MW of Dynamic De-List Bids were reviewed for reliability. Finally, no Permanent De-list Bids were submitted for the eleventh FCA.

Q: DID THE ISO REVIEW SHOW THE NEED TO RETAIN FOR RELIABILITY ANY RESOURCES THAT SUBMITTED DE-LIST BIDS FOR THE ELEVENTH FCA?

A: No. The ISO did not reject any de-list bids that it studied for the eleventh FCA.

Q: DOES THIS CONCLUDE YOUR TESTIMONY?

A. Yes.

I declare that the foregoing is true and correct.



Stephen J. Rourke

February 28, 2017

Attachment C

UNITED STATES OF AMERICA
BEFORE THE
FEDERAL ENERGY REGULATORY COMMISSION

ISO New England Inc.	**)**	**Docket No. ER17-___-000**

TESTIMONY OF ROBERT G. ETHIER
ON BEHALF OF ISO NEW ENGLAND INC.

Q: PLEASE STATE YOUR NAME, TITLE AND BUSINESS ADDRESS.

A: My name is Robert G. Ethier. I am employed by ISO New England Inc. (the "ISO") as Vice President of Market Operations. My business address is One Sullivan Road, Holyoke, Massachusetts 01040.

Q: PLEASE DESCRIBE YOUR EDUCATIONAL BACKGROUND AND WORK EXPERIENCE.

A: I have a Bachelor of Arts degree in Economics from Yale University, a Masters in Resource Economics from Cornell University, and a Ph.D. in Resource Economics from Cornell University. Since 2000, I have worked at the ISO in various roles. I was responsible for Market Monitoring for nearly four years and Resource Adequacy for more than two years before becoming Vice President of Market Development in July 2008. In July 2014, I took on my current role as Vice President of Market Operations. Before 2000, I was a Senior Associate at Stratus Consulting with responsibility for energy market modeling.

Q: WHAT IS THE PURPOSE OF YOUR TESTIMONY?

A: My testimony explains the auction prices resulting from the recently conducted

eleventh Forward Capacity Auction ("FCA"). The eleventh FCA was held on February 6, 2017.

Q: WHAT WAS YOUR ROLE IN THE DEVELOPMENT OF THE LIST OF RESOURCES THAT RECEIVED CAPACITY SUPPLY OBLIGATIONS IN THE ELEVENTH FCA?

A: Section III.13.8.2 (a) of the ISO's Transmission, Markets and Services Tariff ("Tariff"), requires the ISO to provide a list of resources that received Capacity Supply Obligations in each Capacity Zone and the size of the Capacity Supply Obligations. The ISO has provided this information in Attachment A to this filing. As the Vice President of Market Operations, Attachment A was developed under my supervision and direction.

Q: WHAT CAPACITY ZONES WERE MODELED IN THE ELEVENTH FCA?

A: The ISO modeled three Capacity Zones in the eleventh FCA: The Southeastern New England ("SENE") Capacity Zone, the Northern New England ("NNE") Capacity Zone and the Rest-of-Pool Capacity Zone. The SENE Capacity Zone includes Northeastern Massachusetts/Boston, Southeastern Massachusetts, and Rhode Island. The NNE Capacity Zone includes Maine, New Hampshire and Vermont. The Rest-of-Pool Capacity Zone includes Connecticut and Western/Central Massachusetts. As detailed in the ISO's Informational Filing for the eleventh FCA, the Local Sourcing Requirement for the import-constrained

SENE Capacity Zone is 9,810 MW.[1] For the export-constrained NNE Capacity Zone, the Maximum Capacity Limit is 8,980 MW.[2] Under Section III.13.2.2 of the Tariff, the total amount of capacity cleared in the auction is determined using the System-Wide Capacity Demand Curve and Capacity Zone Demand Curves.

Q: PLEASE DESCRIBE THE METHODOLOGY USED FOR CALCULATING THE MRI CURVES FOR THE ELEVENTH FCA.

A: Pursuant to Sections III.13.2.2.1, III.13.2.2.2 and III.13.2.2.3 of the Tariff, to calculate the System-Wide Capacity Demand Curve, the Import-Constrained Capacity Zone Demand Curve for SENE, and the Export-Constrained Capacity Zone Demand Curve for NNE for the eleventh FCA, the ISO used the MRI methodology. The MRI methodology measures the marginal reliability impact (*i.e.*, the MRI), associated with various capacity levels for the system and the Capacity Zones.

To measure the MRI, the ISO uses a performance metric known as "expected energy not served" (or "EENS," which can be described as unserved load). EENS is measured in MWh per year and can be calculated for any set of system and zonal installed capacity levels. The EENS values for system capacity levels are produced by the GE MARS model,[3] in 10 MW increments and applying the same

[1] Informational Filing for Qualification in the Forward Capacity Market at page 8, filed on November 10, 2016 in Docket No. ER16-308-000.

[2] *Id*.

[3] The GE MARS model is the same simulation system that is already used to develop the Installed Capacity Requirement and other values that specify how much capacity is required for

(continued...)

assumptions used in determining the Installed Capacity Requirement. These system EENS values are translated into MRI values by estimating how an incremental change in capacity impacts system reliability at various capacity levels, as measured by EENS. An MRI curve is developed from these values with capacity represented on the X-axis and the corresponding MRI values on the Y-axis.

MRI values at various capacity levels are also calculated for the SENE import-constrained Capacity Zone and the NNE export-constrained Capacity Zone using the same modeling assumptions and methodology as those used to determine the Local Resource Adequacy Requirement and the Maximum Capacity Limit for those Capacity Zones, with the exception of the modification of the transfer capability for the SENE import-constrained Capacity Zone as described in more detail below. These MRI values are calculated to reflect the change in system reliability associated with transferring incremental capacity from the Rest-of-Pool Capacity Zone into the constrained capacity zone.

Q: PLEASE EXPLAIN THE TRANSITION METHODOLOGY USED TO DEVELOP THE SYSTEM-WIDE CAPACITY DEMAND CURVE FOR THE ELEVENTH FCA.

(...continued)
resource adequacy purposes from a system planning perspective. For the development of the MRI Curves, the GE MARS model is used to calculate reliability values using 10 MW additions above and 10 MW deductions below the calculated requirements until a sufficient set of values that covers the full range necessary to produce the MRI-based Demand Curves is determined.

A: The MRI transition period aims to provide a transition from the linear system-wide capacity demand curve methodology used in the ninth and tenth FCAs to the MRI-based system-wide capacity demand curve methodology. This transition seeks to provide a relatively stable and consistent market signal and balance stakeholder interests while moving to a curve that more accurately reflects efficient trade-offs between costs and reliability. The transition period begins with the eleventh FCA and may last no longer than three FCAs. If certain conditions relating to net Installed Capacity Requirement growth are met, the transition period will end earlier, pursuant to Section III.13.2.2.1 of the Tariff. During the MRI transition period, the System-Wide Capacity Demand Curve is represented as a hybrid of the previous linear demand curve design and the new MRI-based demand curve design.

During the MRI transition period, the System-Wide Capacity Demand Curve for the eleventh FCA shall consist of the following three segments:

(1) at prices above $7.03/kW-month and at or below the Forward Capacity Auction Starting Price, the System-Wide Capacity Demand Curve shall specify a price for system capacity quantities based on the product of the system-wide Marginal Reliability Impact value, calculated pursuant to Section III.12.1.1, and the scaling factor specified in Section III.13.2.2.4 of the Tariff;

(2) for prices below $7.03/kw-month, the System-Wide Capacity Demand Curve is represented by a linear segment that runs from a price of $7.03 and a

capacity quantity of 35,437 MW to a price of $0 and a capacity quantity of 37,053 MW; and

(3) a horizontal line at a price of $7.03/kw-month which connects segments (1) and (2) specified above.[4]

Q: PLEASE PROVIDE ADDITIONAL DETAILS REGARDING THE DEVELOPMENT OF THE IMPORT-CONSTRAINED CAPACITY ZONE DEMAND CURVE FOR THE SENE CAPACITY ZONE.

A: For import-constrained Capacity Zones, the Local Resource Adequacy Requirement and Transmission Security Analysis Requirement values both play a role in defining the MRI-based demand curves, just as they do in setting the Local Sourcing Requirement. Under III.12.2.1.3 of the Tariff, prior to each FCA, the ISO must determine the MRI value of various capacity levels for each import-constrained Capacity Zone. For purposes of these calculations, the ISO applies the same modeling assumptions and methodology used to determine the Local Resource Adequacy Requirement except that the transfer capability between the Capacity Zone under study and the rest of the New England Control Area is reduced by the greater of: (i) the Transmission Security Analysis Requirement minus the Local Resource Adequacy Requirement, and; (ii) zero. By using a transfer capability that accounts for both the Transmission Security Analysis and the Local Resource Adequacy Requirements, the ISO applies the same "higher of" logic used in the Local Sourcing Requirement to the derivation of sloped zonal demand curves. Using the values calculated pursuant to Section III.12.2.1.3

[4] Section III.13.2.2.1 of the Tariff.

and the scaling factor specified in Section III.13.2.2.4 of the Tariff, the ISO must determine each Import-Constrained Capacity Zone's Demand Curve pursuant to Section III.13.2.2.2 of the Tariff. For the eleventh FCA, the only import-constrained Capacity Zone is SENE and, therefore, there is only one Import-Constrained Capacity Zone Demand Curve.

Q: PLEASE PROVIDE ADDITIONAL DETAILS REGARDING THE DEVELOPMENT OF THE EXPORT-CONSTRAINED CAPACITY ZONE DEMAND CURVE FOR THE NNE CAPACITY ZONE.

A: Under Section III.12.2.1.3 of the Tariff, prior to each FCA, the Export-Constrained Capacity Zone Demand Curve is calculated using the same modeling assumptions and methodology used to determine the export-constrained Capacity Zone's Maximum Capacity Limit. Using the values calculated pursuant to Section III.12.2.2.1 and the scaling factor specified in Section III.13.2.2.4 of the Tariff, the ISO must determine each Export-Constrained Capacity Zone's Demand Curve pursuant to Section III.13.2.2.3 of the Tariff. For the eleventh FCA, the only export-constrained Capacity Zone is NNE and, therefore, there is only one Export-Constrained Capacity Zone Demand Curve.

Q: WHAT DEMAND CURVES HAS THE ISO CALCULATED FOR THE ELEVENTH FCA?

A: As required under Section III.12 of the Tariff, the ISO calculated the following Demand Curves for the eleventh FCA:

1. System-Wide Capacity Demand Curve

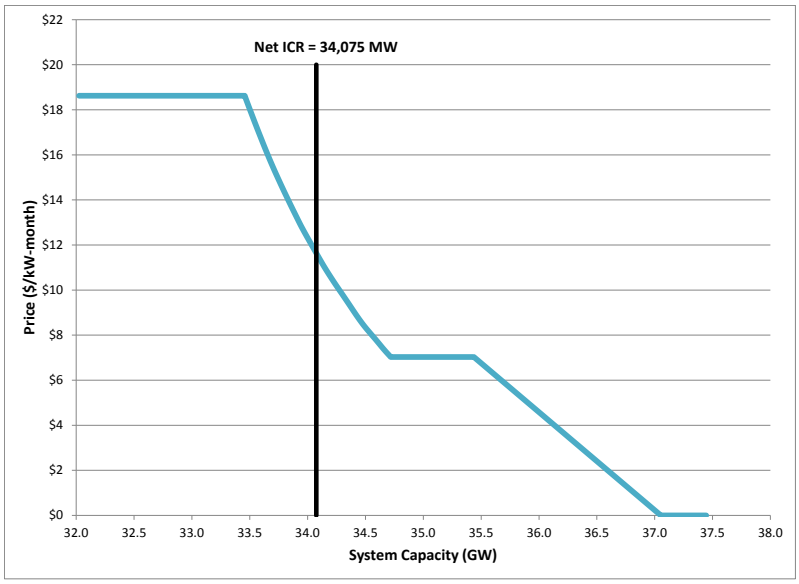

2. Import-Constrained Capacity Zone Demand Curve for the SENE Capacity Zone

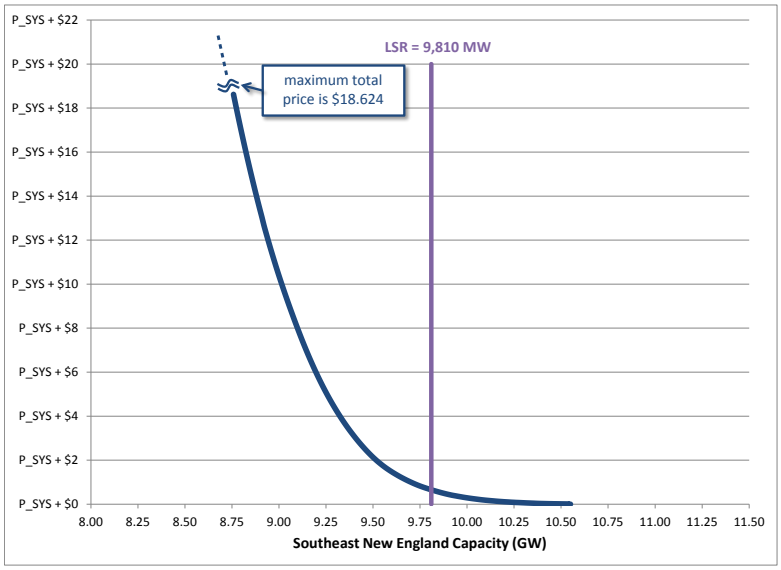

3. Export-Constrained Capacity Zone Demand Curve for the NNE Capacity Zone

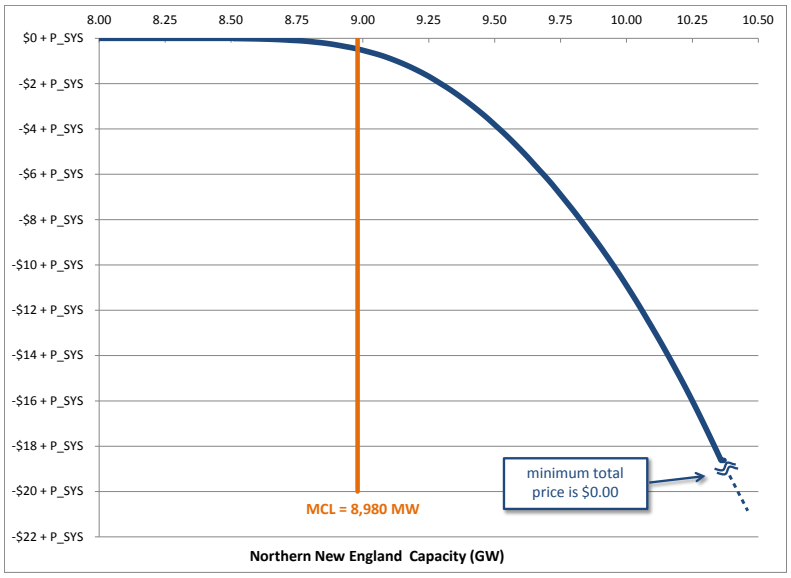

Q: CAN YOU PROVIDE A GRAPH OF THE SYSTEM-WIDE SLOPED DEMAND CURVE ALONG WITH THE NET ICR AND NET CONE FOR THE ELEVENTH FCA?

A: Yes. Below is a graph of the system-wide sloped demand curve, Net CONE, and NICR beginning at 32,000 MW:

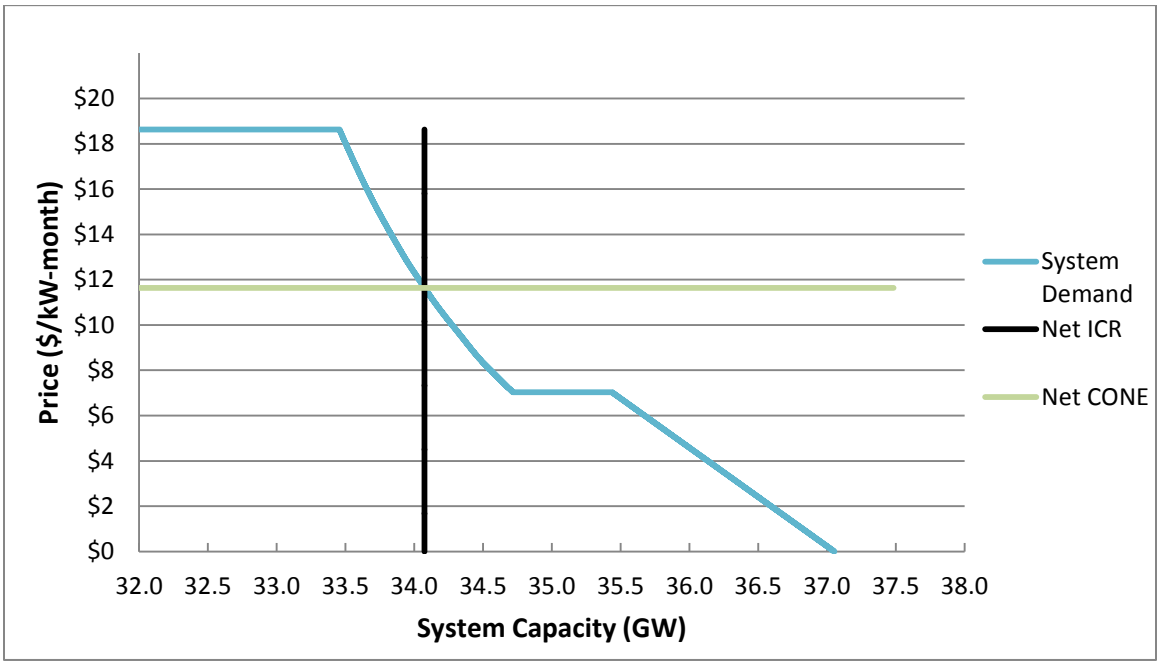

Q: WHAT CAUSED THE DESCENDING CLOCK AUCTION TO CLOSE?

A: The auction bound system-wide in the fifth round of the auction and at a price below the Dynamic De-List Bid Threshold when a Dynamic De-List Bid resulted in system-wide supply falling short of system-wide demand. One additional round was conducted for the New Brunswick external interface because at the $4.000/kW-month end-of-round price of the fifth round, supply over the New Brunswick external interface continued to exceed the interface's Capacity Transfer Limit.

Q: WHAT WERE THE PRICES FOR THE CAPACITY ZONES?

A: The auction commenced with a starting price of $18.624/kW-month and concluded for the SENE, NNE and Rest-of-Pool Capacity Zones after five rounds. Resources in those Capacity Zones will be paid at the Capacity Clearing Price set pursuant to the system-wide sloped demand curve, which was $5.297/kW-month.[5]

Q: WHY WAS THE CAPACITY CLEARING PRICE $5.297/KW-MONTH IN THE SENE, NNE AND REST-OF-POOL CAPACITY ZONES?

A: Under the rules for the FCA, a de-list bid represents the price at which a resource wishes to withdraw from the auction; so to retain a resource with a submitted delist bid, the auction price must be strictly above the bid price. In the eleventh FCA, a Dynamic De-List Bid was submitted for an Existing Capacity Resource at $5.296/kW-month. At prices above $5.296/kW-month, this capacity was offered

[5] Existing resources with multi-year obligations from previous auctions will be paid based on the Capacity Clearing Price in the auction in which they originally cleared. Self-supplied resources will not be paid through the FCM.

and would be included in the capacity procured by the auction. Above $5.296/kW-month, system-wide supply exceeded system-wide demand. However, at prices at and below $5.296/kW-month, the capacity withdrawn by the Existing Capacity Resource with the Dynamic De-List Bid was not offered and system-wide supply was less than system-wide demand. Therefore, the Dynamic De-List Bid was marginal and set the price of $5.297/kW-month. However, the entire quantity of the Dynamic De-List Bid was not needed to meet the quantity demanded at the price which cleared the FCA. Dynamic De-List Bids are able to be rationed, which means that they can be taken all or in part. To allow supply to precisely match demand, the price-setting de-list bid in the eleventh FCA was rationed to a withdrawal quantity that resulted in system-wide supply meeting system-wide demand at $5.297/kW-month. This quantity maximizes social surplus. The Existing Capacity Resource received a Capacity Supply Obligation for the de-list bid's remaining quantity. The Capacity Clearing Price was $5.297/kW-month because this was the lowest price at which the Existing Capacity Resource was willing to accept a Capacity Supply Obligation. The marginal Dynamic De-List bid set the Capacity Clearing Prices in the SENE, NNE and Rest-of-Pool Capacity Zones at $5.297/kW-month.

Q: WHY WERE THE PRICES FOR THE SENE AND NNE CAPACITY ZONES THE SAME AS THE PRICE FOR THE REST-OF-POOL CAPACITY ZONE?

A: Although the SENE Capacity Zone was modeled as an import-constrained zone, at the Capacity Clearing Price for the Rest-of-Pool Capacity Zone of $5.297/kW-

month, there were sufficient resources to meet the zone's demand. An import-constrained zone's demand curve is the *minimum* amount of capacity that must be electrically located within the zone and is binding at all prices at which zonal supply *is less than or equal* to zonal demand. It is specified at price *premiums* to the Capacity Clearing Price for the Rest-of-Pool Capacity Zone. The Capacity Clearing Price in the SENE Capacity Zone is the same as that in the Rest-of-Pool Capacity Zone because at the Capacity Clearing Price for the Rest-of-Pool Capacity Zone, which is the *maximum* quantity demanded for the import-constrained zone, the import-constrained zone's demand was not binding. Although the NNE Capacity Zone was modeled as an export-constrained zone, at the Capacity Clearing Price for the Rest-of-Pool Capacity Zone of $5.297/kW-month, zonal supply did not exceed zonal demand. An export-constrained zone's demand curve is the *maximum* amount of capacity that can be electrically transferred from the export-constrained zone to the Rest-of-Pool Capacity zone and is binding at all prices at which zonal supply *exceeds* zonal demand. It is specified at price *discounts* to the Capacity Clearing Price for the Rest-of-Pool Capacity Zone where the discounts are non-positive values. The Capacity Clearing Price in the NNE Capacity Zone is the same as that in the Rest-of-Pool Capacity Zone because at the Capacity Clearing Price for the Rest-of-Pool Capacity Zone, which is the *minimum* quantity demanded for the export-constrained zone, the export-constrained zone's demand was not binding.

Q: WHAT WERE THE PRICES ON THE EXTERNAL INTERFACES?

A: Imports over the New York AC Ties external interface, totaling 539.4 MW, imports over the Phase I/II HQ Excess external interface, totaling 441 MW, and imports over the Hydro-Quebec Highgate external interface, totaling 55 MW, will receive $5.297/kW-month. Imports over the New Brunswick external interface, totaling 200 MW, will receive $3.381/kW-month.

Q: WHY WAS THE CAPACITY CLEARING PRICE FOR THE NEW BRUNSWICK EXTERNAL INTERFACE LOWER THAN THE OTHER CAPACITY CLEARING PRICES?

A: The associated Capacity Zone for the New Brunswick external interface in the eleventh FCA was the NNE Capacity Zone. At the $5.297/kW-month Capacity Clearing Price for the NNE Capacity Zone, the New Brunswick external interface had a greater amount of capacity offered than the interface's capacity transfer limit allowed. Accordingly, pursuant to Section III.13.2.3.3 (d) of the Tariff, this external interface was treated in the auction as if it comprised a separately modeled export-constrained capacity zone. Therefore, a sixth round of bidding was required and a separate Capacity Clearing Price was determined for the New Brunswick external interface.

Q: DOES THIS CONCLUDE YOUR TESTIMONY?

A: Yes.

I declare that the foregoing is true and correct.

Robert G. Ethier

February 28, 2017

Attachment D

UNITED STATES OF AMERICA

BEFORE THE

FEDERAL ENERGY REGULATORY COMMISSION

	)	
ISO New England Inc.	)	**Docket No. ER17-___-000**
	)	

TESTIMONY OF JEFFREY MCDONALD, PhD

Q: PLEASE STATE YOUR NAME, TITLE AND BUSINESS ADDRESS.

A: My name is Jeffrey McDonald. I am Vice President of Market Monitoring within ISO New England Inc. (the "ISO"), where I perform the role of the Internal Market Monitor ("IMM"). My business address is One Sullivan Road, Holyoke, Massachusetts 01040.

Q: PLEASE DESCRIBE YOUR WORK EXPERIENCE AND EDUCATIONAL BACKGROUND.

A: I have a Bachelor of Science degree in Agriculture and Managerial Economics from the University of California, Davis ("UC Davis"); a Masters of Science degree in Natural Resource Economics from the University of Massachusetts-Amherst; and a Ph.D. degree in Agriculture and Natural Resource Economics from UC Davis. Before joining the ISO in April 2014, I worked at the California ISO as Manager of Market Analysis and Mitigation in the Market Monitoring Department. In the fourteen years I worked at the California ISO, I held positions of increasing responsibility within the Department of Market Monitoring. Before the California ISO, I worked for the State of California as a Staff Economist in the Department of Industrial Relations and the Department of Transportation.

Q: WHAT IS THE PURPOSE OF YOUR TESTIMONY?

A: The purpose of my testimony is to certify that all offers and bids in the eleventh Forward Capacity Auction ("FCA")[1] that were required by the applicable provisions of the Tariff to be reviewed by the IMM were in fact properly reviewed and whether the outcome of the eleventh FCA was the result of a competitive auction. Section III.13.8.2 (b) of the Tariff requires that, after each FCA, documentation regarding the competitiveness of the FCA be filed with the Commission.

Q: WERE ALL DE-LIST BIDS FROM EXISTING RESOURCES AND OFFERS FROM NEW RESOURCES PROPERLY REVIEWED BY THE IMM AND QUALIFIED IN ACCORDANCE WITH SECTION III.13.1 OF THE TARIFF PRIOR TO THE ELEVENTH FCA CONDUCTED ON FEBRUARY 6, 2017?

A: Yes. Section III.13.1 of the Tariff sets forth the process for qualifying resources to participate in the FCA. Section III.13.1.2.3.2 of the Tariff requires that the IMM review each Static De-List Bid, Export De-List Bid and Permanent De-List Bid above $5.50/kW-month to determine whether the bid is consistent with the resource's net risk-adjusted going forward costs and opportunity costs. Additionally, pursuant to Section III.A.21.2 of the Tariff, the IMM reviews requests submitted by each New Capacity Resource to offer in the FCA below the Offer Review Trigger Price for the applicable resource type. If the IMM determines that the requested offer price is inconsistent with the IMM's capacity price estimate, then the resource's New Resource Offer Floor Price is set to a level that is consistent with the capacity price estimate, as determined by the IMM.

As Vice President of Market Monitoring, I am responsible for overseeing the review of all of these bids and offers, and I certify that such review was

[1] Capitalized terms used but not defined in this testimony have the meanings ascribed to them in the ISO New England Transmission, Markets and Services Tariff (the "Tariff").

performed in accordance with the provisions of Section III.13.1 of the Tariff. The IMM's determinations with respect to these bids and offers were filed with the Commission in Docket No. ER17-321-000, and were accepted by the Commission on December 6, 2016.[2]

Q: WAS THE OUTCOME OF THE ELEVENTH FCA CONDUCTED FOR THE 2020-2021 CAPACITY COMMITMENT PERIOD THE RESULT OF A COMPETITIVE AUCTION?

A: Yes. The outcome of the eleventh FCA was the result of a competitive auction. System-wide there were sufficient existing resources to meet the Net Installed Capacity Requirement. The IMM performed the Pivotal Supplier Test[3] and found that there were no pivotal suppliers that also had active Static De-List Bids or Offers from New Import Capacity Resources. Therefore, it was not necessary to apply market power mitigation to these resources. Under the Tariff, new resources, with the exception of New Import Capacity Resources, can leave the auction at any price at or above their New Resource Offer Floor Price, which is a product of the IMM's mitigation review when a price below the Offer Review Trigger Price is requested by the participant. There were sufficient existing and new resources in the eleventh FCA that the outcome of the auction was competitive. I base this conclusion on the rigorous qualification requirements including application of mitigation rules, the extent to which existing supply that is subject to mitigation review was in excess of the Net Installed Capacity Requirement, and the volume of capacity from new resources that offered into the auction at prices materially below the auction starting price and not below a competitive price established through the mitigation process.

---

[2] Letter Order issued in Docket ER17-321-000 (December 6, 2016). In addition, the IMM's determinations with respect to Permanent De-List Bids and Retirement De-List Bids that were submitted prior to the Existing Capacity Qualification Deadline were detailed in a confidential filing to the Commission on July 15, 2016. The Commission accepted the filing in a Letter Order issued in Docket No. ER16-2215-000 on August 8, 2016.

[3] Section III.A.23 of the Tariff.

Q: WHAT ARE THE "RIGOROUS QUALIFICATION REQUIREMENTS" YOU REFERENCE IN THE PREVIOUS ANSWER?

A: During qualification, the IMM review of de-list bids above the Dynamic De-List Bid Threshold and new capacity offers that request to submit an offer below the relevant Offer Review Trigger Price and the mitigation that may result from this review ensures that bids and offers submitted during qualification are consistent with each resource's costs.

Q: DOES THIS CONCLUDE YOUR TESTIMONY?

A: Yes.

I declare that the foregoing is true and correct.

Jeffrey McDonald.

February 28, 2017

Attachment E

UNITED STATES OF AMERICA
BEFORE THE
FEDERAL ENERGY REGULATORY COMMISSION

	)	
ISO New England Inc.	)	**Docket No. ER17-___-000**
	)	

TESTIMONY OF LAWRENCE M. AUSUBEL

Q. PLEASE STATE YOUR NAME, TITLE AND BUSINESS ADDRESS.

A. My name is Lawrence M. Ausubel. I am the Founder and Chairman of Power Auctions LLC, the company that has helped to design, implement, and administer the Forward Capacity Auction ("FCA") for ISO New England Inc. (the "ISO"). I am also a Professor of Economics at the University of Maryland. My business address is 3333 K St. NW Suite 425, Washington, DC 20007.

Q. PLEASE DESCRIBE YOUR EDUCATIONAL BACKGROUND AND WORK EXPERIENCE.

A. I have an A.B. in Mathematics from Princeton University, an M.S. in Mathematics from Stanford University, an M.L.S. in Legal Studies from Stanford University, and a Ph.D. in Economics from Stanford University.

I am the Chairman of Power Auctions LLC, a provider of auction implementation services and software worldwide. I was also the President of Market Design Inc., an economics consultancy that (until its dissolution in 2016) offered services in the design of auction markets. In recent years, I have played a lead role in the design and implementation of: electricity auctions in France, Germany, Spain,

Belgium and the US; gas auctions in Germany, France, Hungary and Denmark; the world's first auction for greenhouse gas emission reductions in the UK; and a prototype airport slot auction in the US. I have advised the US Federal Communications Commission, Industry Canada and the Australian Communications and Media Authority on spectrum auctions. I have also advised BOEM (the US Bureau of Ocean Energy Management) and ICANN (the Internet Corporation for Assigned Names and Numbers) on auction design. I hold 22 U.S. patents related to auction technology and I have published numerous articles on auction design, bargaining, industrial organization and financial markets. My curriculum vitae, which includes a list of publications and other experience, is attached.

Q. WHAT IS THE PURPOSE OF YOUR TESTIMONY?

A. The purpose of this testimony is to certify that the recently concluded FCA was conducted in accordance with the relevant filed market rules. Section III.13.8.2(b) of the ISO New England Transmission, Markets and Services Tariff (the "Tariff") requires that after each FCA, documentation regarding the competitiveness of the FCA be filed with the Federal Energy Regulatory Commission ("Commission"). Section III.13.8.2(b) states that such documentation may include certification from the auctioneer that the FCA was conducted in accordance with the provisions of Section III.13 of the Tariff. Section III.13.2 of the Tariff provides the rules relating to the mechanics of the FCA. My testimony certifies that the FCA was conducted in accordance with

Section III.13.2.

Q. PLEASE DESCRIBE POWER AUCTIONS LLC

A. Power Auctions LLC designs, implements and conducts high-stakes electronic auctions utilizing proprietary software, processes, and other intellectual property. The PowerAuctions software platform designed by Power Auctions LLC has been used to implement over 200 auctions worldwide in the electricity, gas and resource sectors. In the electricity sector, the software platform was used to operate 42 quarterly EDF Generation Capacity Auctions in France. It was also used for the Endesa-Iberdola Virtual Power Plant Auctions in Spain, the Electrabel Virtual Power Plant Auctions in Belgium and the E.ON Virtual Power Plant Auction in Germany. Currently, our software platform is also used for implementing the UK's Capacity Market auctions and for implementing the US Department of Interior's auctions of offshore wind energy tracts. Further, Power Auctions LLC is part of the team that the Federal Communications Commission has assembled to design and implement incentive auctions for the United States, and is the prime contractor to the Governments of Australia and Canada for implementation of spectrum auctions.

Power Auctions LLC worked with the ISO to design and implement (on the PowerAuctions platform) the previous FCAs held on February 4-6, 2008; December 8-10, 2008; October 5-6, 2009; August 2-3, 2010; June 6-7, 2011; April 2-3, 2012; February 4-5, 2013; February 3, 2014; February 2, 2015; and February 8, 2016.

Q. WHAT WAS POWER AUCTIONS LLC'S ROLE IN THE FORWARD CAPACITY AUCTION HELD ON FEBRUARY 6, 2017?

A. The ISO retained Power Auctions LLC as the independent auction manager ("Auction Manager") for the tenth FCA. As the Auction Manager, Power Auctions LLC worked with the ISO to design and implement the FCA in conformance with the Tariff. By design, the Auction Manager conducted the auction independently, with limited involvement by the ISO. The auction was implemented using the PowerAuctions software platform.

Q. WAS THE FCA HELD ON FEBRUARY 6, 2017 CONDUCTED IN ACCORDANCE WITH SECTION III.13.2 OF THE TARIFF?

A. Yes. In accordance with Section III.13.8.2(b) of the Tariff, I certify that, to the best of my knowledge, the FCA of February 6, 2017 was conducted in conformance with the provisions of Section III.13.2 of the Tariff.

Q. DOES THIS CONCLUDE YOUR TESTIMONY?

A. Yes.

I declare that the foregoing is true and correct.

Executed on February 21, 2017

Lawrence Ausubel

Lawrence M. Ausubel

Curriculum Vitae

LAWRENCE M. AUSUBEL

Address

Department of Economics
University of Maryland
Tydings Hall, Room 3114
College Park, MD 20742
301.405.3495 TEL 202.318.0863 FAX
ausubel@econ.umd.edu
www.ausubel.com

2744 32nd Street, NW
Washington, DC 20008

Power Auctions LLC
3333 K St. NW, Suite 425
Washington, DC 20007-3591
ausubel@powerauctions.com
www.powerauctions.com

Personal

Year of Birth: 1959
Place of Birth: New York City

Education

Ph.D. (1984)	Stanford University, Economics
M.L.S. (1984)	Stanford Law School, Legal Studies
M.S. (1982)	Stanford University, Mathematics
A.B. (1980)	Princeton University, Mathematics

Honors:
Fellow of the Econometric Society
Phi Beta Kappa
Sigma Xi
Magna cum laude in mathematics
Stanford University Economics Department, graduate fellowship, 1982
Stanford Law School, fellowship in law and economics, 1983

Fields of Concentration

Microeconomic Theory and Game Theory
Auctions and Bargaining
Market Design
Credit Cards, Bankruptcy and Banking
Industrial Organization
Law and Economics

Professional Experience

Professor of Economics, University of Maryland (August 1992 – present).

Chairman and Founder, Power Auctions LLC (2003 – present).
Power Auctions LLC has been a technology provider of auction design, auction software, implementation services and intellectual property since 2003. The PowerAuctions™ software platform has been used for more than 200 high-stakes auctions on six continents, with total transaction values approaching $100 billion.

President, Market Design Inc. (2003 – 2016).
Until its dissolution in 2016, Market Design Inc. was a consultancy of leading economists and game theorists (Al Roth, Peter Cramton, R. Preston McAfee, Paul Milgrom, Robert Wilson, et al) that worked with governments and companies worldwide to design and implement state-of-the-art auctions and markets.

Assistant Professor of Managerial Economics and Decision Sciences, Kellogg School, Northwestern University (September 1984 – August 1992).

Visiting Assistant Professor, New York University (January 1990 – May 1990).

Recent Consulting Experience

Provided expert bidding advise to bidders in more than a dozen large spectrum auctions, including Bharti Airtel in India's 900/1800 MHz auction, Orange in Slovakia's Multi-Band spectrum auction, Three (Hutchison) in the UK 4G auction, Eircom in Ireland's 800/900/1800 MHz auction, Aircel in India's 3G/BWA auctions, Spain's Telefónica in the UK, German, Italian and Austrian UMTS/3G spectrum auctions, Ericsson in the US PCS spectrum auctions, MTN in the Nigerian spectrum auctions, MCI in the US Direct Broadcast Satellite auction, US Airwaves in the US C-Block Auction, Mobile Media in the US Narrowband Auction, and other confidential clients.

Advisor to the US government (Federal Communications Commission) on the design and implementation of incentive auctions for spectrum, 2011 – present.

Advisor to the Canadian government (Industry Canada) on the design and implementation of the 700 MHz and 2.5 GHz spectrum auctions, 2010 – present.

Advisor to the Australian government (ACMA) on the design and implementation of the Australian Digital Dividend auction and future spectrum auctions, 2011 – present.

Provided auction design advice to the IDA Singapore on their Auction of Public Cellular Mobile Telecommunication Services Spectrum Rights, 2007 – 2008.

Design and implementation of the Trinidad and Tobago GSM auction, 2005.

Design and implementation of the UK Capacity Market auction (electricity, 2014 – present).

Design and implementation of auctions for offshore wind energy tracts for the Bureau of Ocean Energy Management (BOEM), US Department of Interior (2010 – present).

Design and implementation of the Forward Capacity Auction for ISO New England (electricity, 2007 – present).

Design and implementation of the quarterly Electricité de France generation capacity auctions (2001 – 2011) and Long-Term Contract auctions (2008 – 2009).

Design and implementation of the quarterly Spanish Virtual Power Plant (VPP) auctions (electricity, 2007 – 2009).

Design and implementation of the E.ON VPP auction in Germany (2007).

Design and implementation of the quarterly Electrabel Virtual Power Plant (VPP) auctions in Belgium (2003 – 2005).

Design and implementation of auctions for new gTLDs for ICANN (Internet Corporation for Assigned Names and Numbers (2008 – present).

Design and implementation of rough diamond auctions for Okavango Diamond Company, Botswana (2013 – present).

Design and implementation of rough diamond auctions for BHP Billiton/Dominion Diamonds (2007 – 2014).

Design and implementation of the annual E.ON Földgáz Trading gas release programme auction in Hungary (2006 – 2013).

Design and implementation of the annual Danish Oil and Natural Gas (DONG Energy) gas release programme auction (2006 – 2011).

Design and implementation of the annual E.ON Ruhrgas gas release programme auction in Germany (2003 – 2008, 2010).

Design and implementation of the Gaz de France gas storage auction (2006).

Design and implementation of the Gaz de France gas release programme auction (2004).

Design and implementation of the Total gas release programme auction (2004).

Design and implementation of the UK Emissions Trading Scheme auction to procure greenhouse gas emission reductions for the UK Government (2002).

Design and implementation of a demonstration auction of landing and takeoff slots for LaGuardia Airport, for the US Federal Aviation Administration (2005).

Teaching

Econ 456	Law and Economics (Undergraduate; Maryland)
Econ 603	Microeconomic Analysis (Ph.D.; Maryland)
Econ 661	Industrial Organization (Ph.D.; Maryland)
Econ 704	Advanced Microeconomics: Market Design (Ph.D.; Maryland)
Mngrl Econ D30	Intermediate Microeconomics (M.B.A.; Northwestern)
Mngrl Econ D45	Regulation and Deregulation (M.B.A.; Northwestern)

Publications

"Efficient Procurement Auctions with Increasing Returns" (with Oleg V. Baranov, Christina Aperjis and Thayer Morrill), *American Economic Journal: Microeconomics*, forthcoming, 2017.

"A Practical Guide to the Combinatorial Clock Auction" (with Oleg V. Baranov), *Economic Journal*, forthcoming, 2017.

"An Experiment on Auctions with Endogenous Budget Constraints" (with Justin E. Burkett and Emel Filiz-Ozbay), *Experimental Economics*, forthcoming, 2017.

"Demand Reduction and Inefficiency in Multi-Unit Auctions" (with Peter Cramton, Marek Pycia, Marzena J. Rostek and Marek Weretka), *Review of Economic Studies*, Vol. 81, No. 4, pp. 1366-1400, October 2014.

"Sequential Kidney Exchange" (with Thayer Morrill), *American Economic Journal: Microeconomics*, Vol. 6, No. 3, pp. 265-285, August 2014.

"Market Design and the Evolution of the Combinatorial Clock Auction" (with Oleg V. Baranov), *American Economic Review: Papers & Proceedings*, Vol. 104, No. 5, pp. 456-451, May 2014.

"Common-Value Auctions with Liquidity Needs: An Experimental Test of a Troubled Assets Reverse Auction" (with Peter Cramton, Emel Filiz-Ozbay, Nathaniel Higgins, Erkut Ozbay and Andrew Stocking), Chapter 20 of *Handbook of Market Design* (Nir Vulkan, Alvin E. Roth, and Zvika Neeman, eds.), Oxford University Press, 2013.

"Non-Judicial Debt Collection and the Consumer's Choice among Repayment, Bankruptcy and Informal Bankruptcy" (with Amanda E. Dawsey and Richard M. Hynes), *American Bankruptcy Law Journal*, Vol. 87, pp. 1-26 [lead article], March 2013.

"Virtual Power Plant Auctions" (with Peter Cramton), *Utilities Policy*, Vol. 18, No. 4, pp. 201-208, December 2010.

"Using Forward Markets to Improve Electricity Market Design" (with Peter Cramton), *Utilities Policy*, Vol. 18, No. 4, pp. 195-200, December 2010.

"An Efficient Dynamic Auction for Heterogeneous Commodities," *American Economic Review*, Vol. 96, No. 3, pp. 602-629, June 2006.

"An Efficient Ascending-Bid Auction for Multiple Objects," *American Economic Review*, Vol. 94, No. 5, pp. 1452-1475, December 2004.

"Dynamic Auctions in Procurement" (with Peter Cramton), Chapter 9 of *Handbook of Procurement* (N. Dimitri, G. Piga, and G. Spagnolo, eds.), pp. 220-245, Cambridge: Cambridge University Press, 2006.

"The Lovely but Lonely Vickrey Auction" (with Paul Milgrom), Chapter 1 of *Combinatorial Auctions* (P. Cramton, Y. Shoham, and R. Steinberg, eds.), pp. 17-40, Cambridge: MIT Press, 2006.

"Ascending Proxy Auctions" (with Paul Milgrom), Chapter 3 of *Combinatorial Auctions* (P. Cramton, Y. Shoham, and R. Steinberg, eds.), pp. 79-98, Cambridge: MIT Press, 2006.

"The Clock-Proxy Auction: A Practical Combinatorial Auction Design" (with Peter Cramton and Paul Milgrom), Chapter 5 of *Combinatorial Auctions* (P. Cramton, Y. Shoham, and R. Steinberg, eds.), pp. 115-138, Cambridge: MIT Press, 2006.

"Auctioning Many Divisible Goods" (with Peter C. Cramton), *Journal of the European Economics Association*, Vol. 2, Nos. 2-3, pp. 480-493, April-May 2004.

"Vickrey Auctions with Reserve Pricing" (with Peter C. Cramton), *Economic Theory*, 23, pp. 493-505, April 2004. Reprinted in Charalambos Aliprantis, et al. (eds.), *Assets, Beliefs, and Equilibria in Economic Dynamics*, Berlin: Springer-Verlag, 355-368, 2003.

"Auction Theory for the New Economy," Chapter 6 of *New Economy Handbook* (D. Jones, ed.), San Diego: Academic Press, 2003.

"Ascending Auctions with Package Bidding" (with Paul Milgrom), *Frontiers of Theoretical Economics*, Vol. 1, No. 1, Article 1, August 2002. http://www.bepress.com/bejte/frontiers/vol1/iss1/art1

"Bargaining with Incomplete Information" (with Peter Cramton and Raymond Deneckere), Chapter 50 of *Handbook of Game Theory* (R. Aumann and S. Hart, eds.), Vol. 3, Amsterdam: Elsevier Science B.V., 2002.

"Package Bidding: Vickrey vs. Ascending Auctions" (with Paul Milgrom), *Revue Economique*, Vol. 53, No. 3, pp. 391-402, May 2002.

"Implications of Auction Theory for New Issues Markets," *Brookings-Wharton Papers on Financial Services*, Vol. 5, pp. 313-343, 2002.

"Synergies in Wireless Telephony: Evidence from the Broadband PCS Auctions" (with Peter Cramton, R. Preston McAfee, and John McMillan), *Journal of Economics and Management Strategy*, Vol. 6, No. 3, Fall 1997, pp. 497-527.

"Credit Card Defaults, Credit Card Profits, and Bankruptcy," *American Bankruptcy Law Journal*, Vol. 71, Spring 1997, pp. 249-270; recipient of the Editor's Prize for the best paper in the American Bankruptcy Law Journal, 1997.

"Efficient Sequential Bargaining" (with R. Deneckere), *Review of Economic Studies*, Vol. 60, No. 2, April 1993, pp. 435-461.

"A Generalized Theorem of the Maximum" (with R. Deneckere), *Economic Theory*, Vol. 3, No. 1, January 1993, pp. 99-107.

"Durable Goods Monopoly with Incomplete Information" (with R. Deneckere), supercedes "Stationary Sequential Equilibria in Bargaining with Two-Sided Incomplete Information," *Review of Economic Studies*, Vol. 59, No. 4, October 1992, pp. 795-812.

"Bargaining and the Right to Remain Silent" (with R. Deneckere), *Econometrica*, Vol. 60, No. 3, May 1992, pp. 597-625.

"The Failure of Competition in the Credit Card Market," *American Economic Review*, Vol. 81, No. 1, March 1991, pp. 50-81; reprinted as Chapter 21 in *Advances in Behavioral Finance* (D. Thaler, ed.), Russell Sage Foundation, 1993.

"Insider Trading in a Rational Expectations Economy," *American Economic Review*, Vol. 80, No. 5, December 1990, pp. 1022-1041.

"Partially-Revealing Rational Expectations Equilibrium in a Competitive Economy," *Journal of Economic Theory*, Vol. 50, No. 1, February 1990, pp. 93-126.

"A Direct Mechanism Characterization of Sequential Bargaining with One-Sided Incomplete Information" (with R. Deneckere), *Journal of Economic Theory*, Vol. 48, No. 1, June 1989, pp. 18-46; reprinted as Chapter 15 in *Bargaining with Incomplete Information* (P. Linhart, R. Radner, and M. Satterthwaite, eds.), Academic Press, 1992.

"Reputation in Bargaining and Durable Goods Monopoly" (with R. Deneckere), *Econometrica*, Vol. 57, No. 3, May 1989, pp. 511-531; reprinted as Chapter 13 in *Bargaining with Incomplete Information* (P. Linhart, R. Radner, and M. Satterthwaite, eds.), Academic Press, 1992.

"One is Almost Enough for Monopoly" (with R. Deneckere), *Rand Journal of Economics*, Vol. 18, No. 2, Summer 1987, pp. 255-274.

Patents

"System and Method for an Auction of Multiple Types of Items" (with Peter Cramton and Wynne P. Jones), U.S. Patent Number 8,762,222, issued June 24, 2014.

"System and Method for the Efficient Clearing of Spectrum Encumbrances" (with Peter

Cramton and Paul Milgrom), U.S. Patent Number 8,744,924, issued June 3, 2014.

"System and Method for a Dynamic Auction with Package Bidding" (with Paul Milgrom), U.S. Patent Number 8,566,211, issued October 22, 2013.

"System and Method for an Efficient Dynamic Multi-Unit Auction," U.S. Patent Number 8,447,662, issued May 21, 2013.

"System and Method for a Hybrid Clock and Proxy Auction" (with Peter Cramton and Paul Milgrom), U.S. Patent Number 8,335,738, issued December 18, 2012.

"System and Method for a Hybrid Clock and Proxy Auction" (with Peter Cramton and Paul Milgrom), U.S. Patent Number 8,224,743, issued July 17, 2012.

"System and Method for the Efficient Clearing of Spectrum Encumbrances" (with Peter Cramton and Paul Milgrom), U.S. Patent Number 8,145,555, issued March 27, 2012.

"Computer Implemented Methods and Apparatus for Auctions," U.S. Patent Number 8,065,224, issued November 22, 2011.

"Ascending Bid Auction for Multiple Objects," U.S. Patent Number 7,966,247, issued June 21, 2011.

"System and Method for an Auction of Multiple Types of Items" (with Peter Cramton and Wynne P. Jones), U.S. Patent Number 7,899,734, issued March 1, 2011.

"System and Method for an Efficient Dynamic Multi-Unit Auction," U.S. Patent Number 7,870,050, issued January 11, 2011.

"Computer Implemented Methods and Apparatus for Auctions," U.S. Patent Number 7,774,264, issued August 10, 2010.

"System and Method for a Hybrid Clock and Proxy Auction" (with Peter Cramton and Paul Milgrom), U.S. Patent Number 7,729,975, issued June 1, 2010.

"System and Method for an Efficient Dynamic Multi-Unit Auction," U.S. Patent Number 7,467,111, issued December 16, 2008.

"System and Method for an Efficient Dynamic Multi-Unit Auction," U.S. Patent Number 7,343,342, issued March 11, 2008.

"Ascending Bid Auction for Multiple Objects," U.S. Patent Number 7,337,139, issued February 26, 2008.

"Computer Implemented Methods and Apparatus for Auctions," U.S. Patent Number 7,249,027, issued July 24, 2007.

"System and Method for an Efficient Dynamic Multi-Unit Auction," U.S. Patent Number 7,165,046, issued January 16, 2007.

"System and Method for an Efficient Dynamic Multi-Unit Auction," U.S. Patent Number 7,062,461, issued June 13, 2006.

"System and Method for an Efficient Dynamic Auction for Multiple Objects," U.S. Patent Number 6,026,383, issued February 15, 2000.

"Computer Implemented Methods and Apparatus for Auctions," U.S. Patent Number 6,021,398, issued February 1, 2000.

"Computer Implemented Methods and Apparatus for Auctions," U.S. Patent Number 5,905,975, issued May 18, 1999.

Book Reviews and Encyclopedia Entries

"Auction Theory," *New Palgrave Dictionary of Economics*, Second Edition, Steven N. Durlauf and Lawrence E. Blume, eds., London: Macmillan, 2008.

"Credit Cards," *McGraw-Hill Encyclopedia of Economics*, McGraw-Hill, 1994.

"Book Review: The Credit Card Industry, by Lewis Mandell," *Journal of Economic Literature*, Vol. 30, No. 3, September 1992, pp. 1517-18.

"Credit Cards," *New Palgrave Dictionary of Money and Finance*, Stockton Press, 1992.

Working Papers

"The Combinatorial Clock Auction, Revealed Preference and Iterative Pricing" (with Oleg V. Baranov), February 2014.

"Core-Selecting Auctions with Incomplete Information" (with Oleg V. Baranov), working paper, University of Maryland, August 2010.

"Penalty Interest Rates, Universal Default, and the Common Pool Problem of Credit Card Debt" (with Oleg V. Baranov and Amanda E. Dawsey), mimeo, University of Maryland, June 2010.

"A Troubled Asset Reverse Auction" (with Peter Cramton), working paper, University of Maryland, October 2008.

"Time Inconsistency in the Credit Card Market" (with Haiyan Shui), mimeo, University of Maryland, January 2005.

"Informal Bankruptcy" (with Amanda E. Dawsey), mimeo, University of Maryland, April 2004.

"Adverse Selection in the Credit Card Market," mimeo, University of Maryland, June 1999.

"The Credit Card Market, Revisited," mimeo, University of Maryland, July 1995.

"Walrasian Tâtonnement for Discrete Goods," mimeo, University of Maryland, July 2005.

"Bidder Participation and Information in Currency Auctions" (with Rafael Romeu), Working Paper WP/05/157, International Monetary Fund, 2005.

"A Mechanism Generalizing the Vickrey Auction," mimeo, University of Maryland, September 1999.

"The Ascending Auction Paradox" (with Jesse Schwartz), mimeo, University of Maryland, July 1999.

"The Optimality of Being Efficient" (with Peter Cramton), mimeo, University of Maryland, June 1999.

"Sequential Recontracting Under Incomplete Information" (with Arijit Sen), mimeo, University of Maryland, June 1995.

"Separation and Delay in Bargaining" (with Raymond Deneckere), mimeo, University of Maryland, April 1994.

"A Model of Managerial Discretion and Corporate Takeovers," mimeo, University of Maryland, March 1993.

"Rigidity and Asymmetric Adjustment of Bank Interest Rates," mimeo, University of Maryland, August 1992.

"Oligopoly When Market Share Matters," mimeo, Stanford University, May 1984.

"Partially-Revealing Equilibria," Stanford University, Department of Economics, August 1984. Dissertation committee: Mordecai Kurz (principal advisor); Peter J. Hammond; Kenneth J. Arrow.

Works in Progress

"The Hungarian Auction" (with T. Morrill)

"Bargaining and Forward Induction" (with R. Deneckere)

Op-Eds

"Making Sense of the Aggregator Bank" (with Peter Cramton), *Economists' Voice*, Vol. 6, Issue 3, Article 2, February 2009.

"No Substitute for the 'P'-Word in Financial Rescue" (with Peter Cramton), *Economists' Voice*, Vol. 6, Issue 2, Article 2, February 2009.

"Auction Design Critical for Rescue Plan" (with Peter Cramton), *Economists' Voice*, Vol. 5, Issue 5, Article 5, September 2008.

Research Grants

Principal Investigator, "Common-Value Auctions with Liquidity Needs" (with P. Cramton, E. Filiz-Ozbay and E. Ozbay), National Science Foundation Grant SES-09-24773, September 1, 2009 – August 31, 2013.

Principal Investigator, "Dynamic Matching Mechanisms" (with P. Cramton), National Science Foundation Grant SES-05-31254, August 15, 2005 – July 31, 2008.

Co-Principal Investigator, "Slot Auctions for U.S. Airports" (with M. Ball, P. Cramton and D. Lovell), Federal Aviation Administration, September 1, 2004 – August 31, 2005.

Co-Principal Investigator, "Rapid Response Electronic Markets for Time-Sensitive Goods" (with G. Anandalingam, P. Cramton, H. Lucas, M. Ball and V. Subrahmanian), National Science Foundation Grant IIS-02-05489, Aug 1, 2002 – July 31, 2005.

Principal Investigator, "Multiple Item Auctions" (with P. Cramton), National Science Foundation Grant SES-01-12906, July 15, 2001 – June 30, 2004.

Principal Investigator, "Auctions for Multiple Items" (with P. Cramton), National Science Foundation Grant SBR-97-31025, April 1, 1998 – March 31, 2001.

Co-Principal Investigator, "Auctions and Infrastructure Conference" (with P. Cramton), National Science Foundation, April 1, 1998 – March 31, 1999.

Principal Investigator, "Bargaining Power, Sequential Recontracting, and the Principal-Agent Problem" (with A. Sen), National Science Foundation Grant SBR-94-10545, October 15, 1994 – September 30, 1997.

Principal Investigator, "Insider Trading and Economic Efficiency," The Lynde and Harry Bradley Foundation, May 15, 1989 – May 14, 1992.

Principal Investigator, "Bargaining with One- and Two-Sided Incomplete Information" (with R. Deneckere), National Science Foundation Grant SES-86-19012, June 1, 1987 – May 31, 1989.

Principal Investigator, "Information Transmission in Bargaining and Markets" (with R. Deneckere), National Science Foundation Grant IST-86-09129, July 1, 1986 – June 30, 1987.

Conference Presentations

"On Generalizing the English Auction," Econometric Society Winter Meetings, Chicago, January 1998.

"The Optimality of Being Efficient," Maryland Auction Conference, Wye River, May 1998.

"Adverse Selection in the Credit Card Market," Western Finance Association, Monterey, June 1998.

"The Optimality of Being Efficient," Econometric Society Summer Meetings, Montreal, June 1998.

"Bargaining and Forward Induction," Northwestern Summer Microeconomics Conference, Evanston, IL, July 1998.

"Predicting Personal Bankruptcies," National Conference of Bankruptcy Judges, Dallas, October 1998.

"Adverse Selection in the Credit Card Market," NBER Behavioral Macroeconomics Conference, Boston, December 1998.

"The Ascending Auction Paradox," Econometric Society Summer Meetings, Madison, June 1999.

"Adverse Selection in the Credit Card Market," Econometric Society Summer Meetings, Madison, June 1999.

"Predicting Personal Bankruptcies," Meeting of the National Association of Chapter Thirteen Trustees, New York, July 1999.

"The Ascending Auction Paradox," Southeast Economic Theory Conference, Washington DC, November 1999.

"Adverse Selection in the Credit Card Market," Utah Winter Finance Conference, Salt Lake City, February 2000.

"An Efficient Dynamic Auction for Heterogeneous Commodities," Conference on Auctions and Market Structure, Heidelberg, Germany, July 2000.

"An Efficient Dynamic Auction for Heterogeneous Commodities," Conference on Multiunit Auctions, Stony Brook, NY, July 2000.

"A Mechanism Generalizing the Vickrey Auction," Econometric Society World Congress, Seattle, August 2000.

"Auctions for Financial E-Commerce," New York Federal Reserve Bank Conference on Financial E-Commerce, New York, February 2001.

"An Efficient Dynamic Auction for Heterogeneous Commodities," NSF General Equilibrium Conference, Providence, RI, April 2001.

"An Efficient Dynamic Auction for Heterogeneous Commodities," NSF/NBER Decentralization Conference, Evanston, IL, April 2001.

"Informal Bankruptcy," Association of American Law Schools Workshop on Bankruptcy, St. Louis, MO, May 2001.

"An Efficient Dynamic Auction for Heterogeneous Commodities," Econometric Society Summer Meetings, College Park, MD, June 2001.

"Ascending Auctions with Package Bidding," FCC, SIEPR and NSF Conference on Combinatorial Auctions, Wye River, MD, October 2001.

"The Electricité de France Generation Capacity Auctions," CORE-ECARES-LEA Workshop on Auctions, Brussels, Belgium, November 2001.

"Informal Bankruptcy," Utah Winter Finance Conference, Salt Lake City, February 2002.

"Defictionalizing the Walrasian Auctioneer," Conference on Market Design in Honor of Robert Wilson, Stanford, CA, May 2002.

"Adverse Selection in the Credit Card Market," Conference on the Economics of Payment Networks, Toulouse, France, June 2002.

"Ascending Auctions with Package Bidding," Econometric Society Summer Meetings, Los Angeles, June 2002.

"An Efficient Dynamic Auction for Heterogeneous Commodities," Conference in Honor of Mordecai Kurz, Stanford, CA, August 2002.

"Adverse Selection in the Credit Card Market," Conference on Credit, Trust and Calculation, San Diego, November 2002.

"Package Bidding for Spectrum Auctions," American Economic Association Meetings, Washington, DC, January 2003.

"Auctioning Many Divisible Goods," invited session, European Economic Association Meetings, Stockholm, August 2003.

"Spectrum Auctions with Package Bidding," TPRC Research Conference on Communication, Information and Internet Policy, Arlington, VA, September 2003.

"Defictionalizing the Walrasian Auctioneer," invited lecture, Conference on Auctions and Market Design: Theory, Evidence and Applications, Fondazione Eni Enrico Mattei, Milan, September 2003.

"Clock Auctions, Proxy Auctions, and Possible Hybrids," Workshop on Auction Theory and Practice, Pittsburgh, PA, November 2003.

"Clock Auctions, Proxy Auctions, and Possible Hybrids," FCC Combinatorial Bidding Conference, Wye River, MD, November 2003.

"Time Inconsistency in the Credit Card Market," Utah Winter Finance Conference, Salt Lake City, February 2004.

"The Clock-Proxy Auction: A Practical Combinatorial Auction Design," Conference on Auctions and Market Design: Theory, Evidence and Applications, Consip, Rome, Italy, September 2004.

"Bidder Participation and Information in Currency Auctions," Conference on Auctions and Market Design: Theory, Evidence and Applications, Consip, Rome, Italy, September 2004.

"The Clock-Proxy Auction: A Practical Combinatorial Auction Design," Market Design Conference, Stanford University, December 2004.

"Dynamic Matching Mechanisms," Econometric Society World Congress, London, August 2005.

"The Clock-Proxy Auction, with Recent Applications," SISL Workshop, Caltech, October 2005.

"Dynamic Matching Mechanisms," Conference on Matching and Two-Sided Markets, University of Bonn, May 2006.

"The Hungarian Auction," DIMACS Workshop on Auctions with Transaction Costs, Rutgers University, March 2007.

"The Hungarian Auction," PSE Lecture at the Paris School of Economics, June 2007.

"Time Inconsistency in the Credit Card Market," John M. Olin Conference on Law and Economics of Consumer Credit, University of Virginia, February 2008.

"The Hungarian Auction," 6th Annual International Industrial Organization Conference, Arlington, VA, May 2008.

"The Hungarian Auction," Frontiers of Microeconomic Theory and Policy, Symposium in Honour of Ray Rees, University of Munich, July 2008.

"Common-Value Auctions with Liquidity Needs: An Experimental Test of a Troubled Assets Reverse Auction," 2009 CAPCP Conference on Auctions and Procurement, Penn State University, March 2009.

"Market Design for Troubled Assets," NBER Workshop on Market Design, Cambridge, MA, May 2009.

"Market Design for Troubled Assets," Madrid Summer Workshop on Economic Theory, Universidad Carlos III de Madrid, June 2009.

"Virtual Power Plant Auctions," (with Peter Cramton), Workshop: Designing Electricity Auctions, Research Institute of Industrial Economics, Stockholm, Sweden, September 2009.

"Using Forward Markets to Improve Electricity Market Design," (with Peter Cramton), Workshop: Designing Electricity Auctions, Research Institute of Industrial Economics, Stockholm, Sweden, September 2009.

"Virtual Power Plant Auctions," (with Peter Cramton), Market Design 2009 Conference, Stockholm, Sweden, September 2009.

"Using Forward Markets to Improve Electricity Market Design," (with Peter Cramton), Market Design 2009 Conference, Stockholm, Sweden, September 2009.

"Auctions with Multiple Objects," 2009 Erwin Plein Nemmers Prize in Economics, Conference in Honor of Paul Milgrom, Northwestern University, November 2009.

"Penalty Interest Rates, Universal Default, and the Common Pool Problem of Credit Card Debt" (with Oleg V. Baranov and Amanda E. Dawsey), Credit, Default and Bankruptcy Conference, University of California - Santa Barbara, June 2010.

"Core-Selecting Auctions with Incomplete Information" (with Oleg V. Baranov), World Congress of the Econometric Society, Shanghai, China, August 2010.

"Core-Selecting Auctions with Incomplete Information" (with Oleg V. Baranov), NBER Workshop on Market Design, Cambridge, MA, October 2010.

"Core-Selecting Auctions with Incomplete Information" (with Oleg V. Baranov), NSF/CEME Decentralization Conference, Ohio State University, April 2011

"Penalty Interest Rates, Universal Default, and the Common Pool Problem of Credit Card Debt" (with Oleg V. Baranov and Amanda E. Dawsey), Centre for Financial Analysis & Policy Conference on Consumer Credit and Bankruptcy, University of Cambridge, UK, April 2011.

"Core-Selecting Auctions with Incomplete Information" (with Oleg V. Baranov), Center for the Study of Auctions, Procurements and Competition Policy Conference, Penn State University, April 2011.

"Design Issues for Combinatorial Clock Auctions" (with Oleg V. Baranov), Annual Meeting of the Institute for Operations Research and the Management Sciences (INFORMS), Phoenix AZ, October 2012.

"An Enhanced Combinatorial Clock Auction" (with Oleg V. Baranov), SIEPR Conference on the FCC Incentive Auctions, Stanford University, February 2013.

"Enhancing the Combinatorial Clock Auction" (with Oleg V. Baranov), Ofcom Conference, Combinatorial Auctions for Spectrum, London School of Economics, September 2013.

"The Combinatorial Clock Auction, Revealed Preference and Iterative Pricing" (with Oleg V. Baranov), NBER Workshop on Market Design, Stanford University, October 2013.

"Market Design and the Evolution of the Combinatorial Clock Auction" (with Oleg V. Baranov), invited session in honor of the Nobel Prize in Economics awarded to Market Design, American Economic Association meetings, Philadelphia, January 2014.

"Revealed Preference in Bidding: Empirical Evidence from Recent Spectrum Auctions" (with Oleg V. Baranov), NBER Market Design Conference, Palo Alto, CA, June 2014.

"Enhancing the Combinatorial Clock Auction" (with Oleg V. Baranov), Industry Canada Retrospective on the Canadian 700 MHz Spectrum Auction, Ottawa, Canada, November 2014.

"Efficient Procurement Auctions with Increasing Returns" (with Oleg V. Baranov, Christina Aperjis and Thayer Morrill), Annual Meeting of the Institute for Operations Research and the Management Sciences (INFORMS), Philadelphia PA, November 2015.

"Efficient Procurement Auctions with Increasing Returns" (with Oleg V. Baranov, Christina Aperjis and Thayer Morrill), Workshop on Auction Design, University of Vienna, August 2016.

"Vickrey-Based Pricing in Iterative First-Price Auctions" (with Oleg V. Baranov), Workshop on Auction Design, University of Vienna, August 2016.

"Efficient Procurement Auctions with Increasing Returns" (with Oleg V. Baranov, Christina Aperjis and Thayer Morrill), NBER Market Design Conference, Palo Alto, CA, October 2016.

Professional Service

Member of working group for the design and implementation of incentive auctions for the US Federal Communications Commission, 2011–present.

Advisor to Industry Canada and the Australian Communications and Media Authority for the design and implementation of 700 MHz and 2.5 GHz spectrum auctions, 2011–present.

Congressional Briefing on "How Fundamental Economic Research Improves People's Lives,"

Rayburn House Office Building, March 2010.

Testified before the Committee on Banking, Housing and Urban Affairs of the US Senate, Hearing on "Modernizing Consumer Protection in the Financial Regulatory System: Strengthening Credit Card Protections," February 12, 2009.

Testified before the Subcommittee on Financial Institutions and Consumer Credit of the US House of Representatives, Hearing on "The Credit Cardholders' Bill of Rights: Providing New Protections for Consumers," March 13, 2008.

Member, National Science Foundation Economics Panel, 2004–2005.

Associate Editor, *Berkeley Electronic Journals of Theoretical Economics*, 2004–present.

Guest Associate Editor, *Management Science*, issue on Electronic Auctions, 2003.

Program Chair of the 2001 North American Summer Meeting of the Econometric Society (with Peter Cramton), University of Maryland, June 21–24, 2001.

Program Committee of the North American Summer Meeting of the Econometric Society, UCLA, June 2002, and University of Pennsylvania, June 1991.

Organized Maryland Auction Conference (with Peter Cramton), Wye River Conference Center, May 1998, sponsored by the National Science Foundation, the World Bank, and the University of Maryland.

Spoke at a Forum on Bankruptcy of the Financial Services Committee of the United States House of Representatives, February 28, 2001.

Testified before the Subcommittee on Commercial and Administrative Law of the United States House of Representatives, Hearing on the Consumer Bankruptcy Issues in the Bankruptcy Reform Act of 1998, March 10, 1998.

Testified before the Subcommittee on Financial Institutions and Regulatory Relief of the United States Senate, Hearing on Bankruptcy Reform, February 11, 1998.

Testified before the National Bankruptcy Review Commission, January 1997.

Referee for: *American Economic Review*, *Econometrica*, *European Economic Review*, *Games and Economic Behavior*, *International Journal of Game Theory*, *International Journal of Industrial Organization*, *Journal of Banking and Finance*, *Journal of Business*, *Journal of Economic Theory*, *Journal of Financial Intermediation*, *Journal of Political Economy*, *Quarterly Journal of Economics*, *Rand Journal of Economics*, *Review of Economic Studies*, and the National Science Foundation.

Professional Organizations

American Economic Association
Econometric Society

Attachment F

New England Governors, State Utility Regulators and Related Agencies

Connecticut

The Honorable Dannel P. Malloy
Office of the Governor
State Capitol
210 Capitol Ave.
Hartford, CT 06106
Liz.Donohue@ct.gov

Connecticut Public Utilities Regulatory Authority
10 Franklin Square
New Britain, CT 06051-2605
robert.luysterborghs@ct.gov
michael.coyle@ct.gov
clare.kindall@ct.gov
steven.cadwallader@po.state.ct.us

Maine

The Honorable Paul LePage
One State House Station
Office of the Governor
Augusta, ME 04333-0001
Kathleen.Newman@maine.gov
Maine Public Utilities Commission
18 State House Station
Augusta, ME 04333-0018
Maine.puc@maine.gov

Massachusetts

The Honorable Charles Baker
Office of the Governor
State House
Boston, MA 02133

Massachusetts Attorney General Office
One Ashburton Place
Boston, MA 02108
rebecca.tepper@state.ma.us

Massachusetts Department of Public Utilities
One South Station
Boston, MA 02110
Nancy.Stevens@state.ma.us
morgane.treanton@state.ma.us

New Hampshire

The Honorable Maggie Hassan
Office of the Governor
26 Capital Street
Concord NH 03301
kerry.holmes@nh.gov
amanda.merrill@nh.gov

New Hampshire Public Utilities Commission
21 South Fruit Street, Ste. 10
Concord, NH 03301-2429
tom.frantz@puc.nh.gov
george.mccluskey@puc.nh.gov
F.Ross@puc.nh.gov
David.goyette@puc.nh.gov
RegionalEnergy@puc.nh.gov
Robert.scott@puc.nh.gov
amanda.noonan@puc.nh.gov

Rhode Island

The Honorable Gina Raimondo
Office of the Governor
82 Smith Street
Providence, RI 02903
eric.beane@governor.ri.gov
carol.grant@energy.ri.gov
christopher.kearns@energy.ri.gov
Danny.Musher@energy.ri.gov
nicholas.ucci@energy.ri.gov

Rhode Island Public Utilities Commission
89 Jefferson Blvd.
Warwick, RI 02888
Margaret.curran@puc.ri.gov
todd.bianco@puc.ri.gov
Marion.Gold@puc.ri.gov

Vermont

The Honorable Peter Shumlin
Office of the Governor
109 State Street, Pavilion
Montpelier, VT 05609
darren.springer@state.vt.us

Vermont Public Service Board
112 State Street
Montpelier, VT 05620-2701
mary-jo.krolewski@state.vt.us
sarah.d.hofmann@state.vt.us

Vermont Department of Public Service
112 State Street, Drawer 20
Montpelier, VT 05620-2601
bill.jordan@state.vt.us
chris.recchia@state.vt.us
Ed.McNamara@state.vt.us

New England Governors, Utility Regulatory and Related Agencies

Jay Lucey
Coalition of Northeastern Governors
400 North Capitol Street, NW
Washington, DC 20001
coneg@sso.org

Heather Hunt, Executive Director
New England States Committee on Electricity
655 Longmeadow Street
Longmeadow, MA 01106
HeatherHunt@nescoe.com
JasonMarshall@nescoe.com

Rachel Goldwasser, Executive Director
New England Conference of Public Utilities Commissioners
72 N. Main Street
Concord, NH 03301
rgoldwasser@necpuc.org

Martin Honigberg, President
New England Conference of Public Utilities Commissioners
One South Station
Boston, MA 02110
martin.honigberg@puc.nh.gov

Harvey L. Reiter, Esq.
Counsel for New England Conference of Public Utilities Commissioners, Inc.
c/o Stinson Morrison Hecker LLP
1150 18th Street, N.W., Ste. 800
Washington, DC 20036-3816
HReiter@stinson.com