



# Regional System Plan

## Transmission Projects and Asset Condition

### June 2018 Update

---

*Planning Advisory Committee Meeting*

Jon Breard

ASSOCIATE ENGINEER, TRANSMISSION PLANNING



# TABLE OF CONTENTS

	<u>Slide</u>
<i>Highlights</i>	3
<i>June 2018 Changes</i>	4 – 13
<i>Status of Major Transmission Projects</i>	14 – 15
<i>June Asset Condition Changes</i>	16 – 18
<i>Appendix</i>	19 – 25



# Highlights of the Project List Update

- **Major cost estimate changes that occurred between the March 2018 and June 2018 Project List:**
  - (MA) - Somerset Asset Condition – **Project 1635** - Rebuild the Somerset Substation to resolve asset condition issues.  
(project cost decreased \$7.1M) Cost change is due estimate updates.
  - (CT) – SWCT – **Project 1380** - Baird to Congress 8809A - 8909B 115 kV Line upgrades.  
(project cost decreased \$16.7M). Cost changes coincides with a new TCA update being submitted.
- **No New Projects**
- **7 Upgrades on the project list have been placed in-service since the March 2018 update:**
  - (CT) SWCT- 3 projects in-service
  - (ME) MPRP- 1 projects in-service – Norway 115 kV substation expansion interconnecting lines 61, 61A and 87
  - (MA) Framingham BPS station upgrade
  - (MA) Electric Ave 115 kV - New Substation
  - (MA) Seafood Way 115 kV - New Substation



# June 2018 Changes

No New Projects and Corresponding Need

Project ID #	Transmission System Upgrades	Cost (in millions \$)	Improvement/Need
--------------	------------------------------	-----------------------	------------------



# June 2018 Changes, *cont.*

## 7 Projects Placed In-Service and Corresponding Needs

Project ID #	Transmission System Upgrades	Cost (in millions \$)	Improvement/Need
1381	Baird 115/13.8 kV Substation Rebuild (formerly known as Baird 115 kV Bus Upgrade) (Connecticut) SWCT	15.5	Improve system reliability by upgrading the 115 kV bus
1576	Relocate 22K 115 kV capacitor bank (37.8 MVAR) to the same side as the 10K (25.2 MVAR) capacitor bank at Stony Hill (Connecticut) SWCT	2.8	Resolves low voltage issues in the SWCT area
1577	Reconfigure 1887 line into a 3 terminal line (Plumtree - W. Brookfield - Shepaug) and Reconfigure 1770 line into 2 two terminal lines between Plumtree - Stony Hill and Stony Hill - Bates Rock (Connecticut) SWCT	4.4	Improve load serving capability in the SWCT area
1344	Framingham BPS station upgrade (Massachusetts)	12.2	Meet NPCC BPS standards
1517	Build a new 115kV Substation - Electric Ave (Massachusetts)	53.5	Addition of new substation to address load growth



# June 2018 Changes, *cont.*

## 7 Projects Placed In-Service and Corresponding Needs

Project ID #	Transmission System Upgrades	Cost (in millions \$)	Improvement/Need
1739	Build a new 115kV Substation - Seafood Way (Massachusetts)	52.6	Addition of new substation to address load growth
1441	Expand Norway 115 kV Substation interconnecting lines 61, 61A and 87 between stations Larrabee Road, Hotel Road and Kimball Road (Lewiston Loop) (Maine) Maine Power Reliability Program (MPRP)	5.8	Increase load serving capability in Maine



# June 2018 Changes, *cont.*

## Cost Estimate Comparisons of Reliability Projects

### March 2018 vs. June 2018 Update <sup>(1)</sup>

	As of Mar 2018 Plan Update (in millions \$)	As of Jun 2018 Plan Update (in millions \$)	Change in Plan Estimate (in millions \$)
<b>MAJOR PROJECTS</b>			
Maine Power Reliability Program (MPRP)	1466	1466	0
Greater Hartford & Central Connecticut (GHCC)	337	337	0
New England East - West Solution (NEEWS)	1581	1581	0
NEEWS (Greater Springfield Reliability Project) \$676.0			
NEEWS (Rhode Island Reliability Project) \$362.3			
NEEWS (Interstate Reliability Project) \$482.3			
NEEWS \$59.6			
Southeast Massachusetts/Rhode Island Reliability Project	309	312	3
Pittsfield/Greenfield Project	179	179	0
Greater Boston - North, South, Central, Western Suburbs	827	828	1
New Hampshire Solution - Southern, Central, Seacoast, Northern	328	328	0
Vermont Solution - Southeastern, Connecticut River	86	86	0
Southwest Connecticut (SWCT)	419	400	-19
<b>SUBTOTAL <sup>(2)</sup></b>	<b>5532</b>	<b>5517</b>	<b>-15</b>
<b>OTHER PROJECTS</b>	6793	6786	-7
<b>NEW PROJECTS</b>		0	0
<b>PROJECTS WHOSE COST ESTIMATES WERE PREVIOUSLY REPORTED AS TO BE DETERMINED (TBD)</b>			
<b>TOTAL <sup>(2)</sup></b>	<b>12325</b>	<b>12303</b>	<b>-22</b>
Minus 'in-service'	-10413	-10560	
<b>Aggregate estimate of active projects in the Plan <sup>(2)</sup></b>	<b>1912</b>	<b>1744</b>	

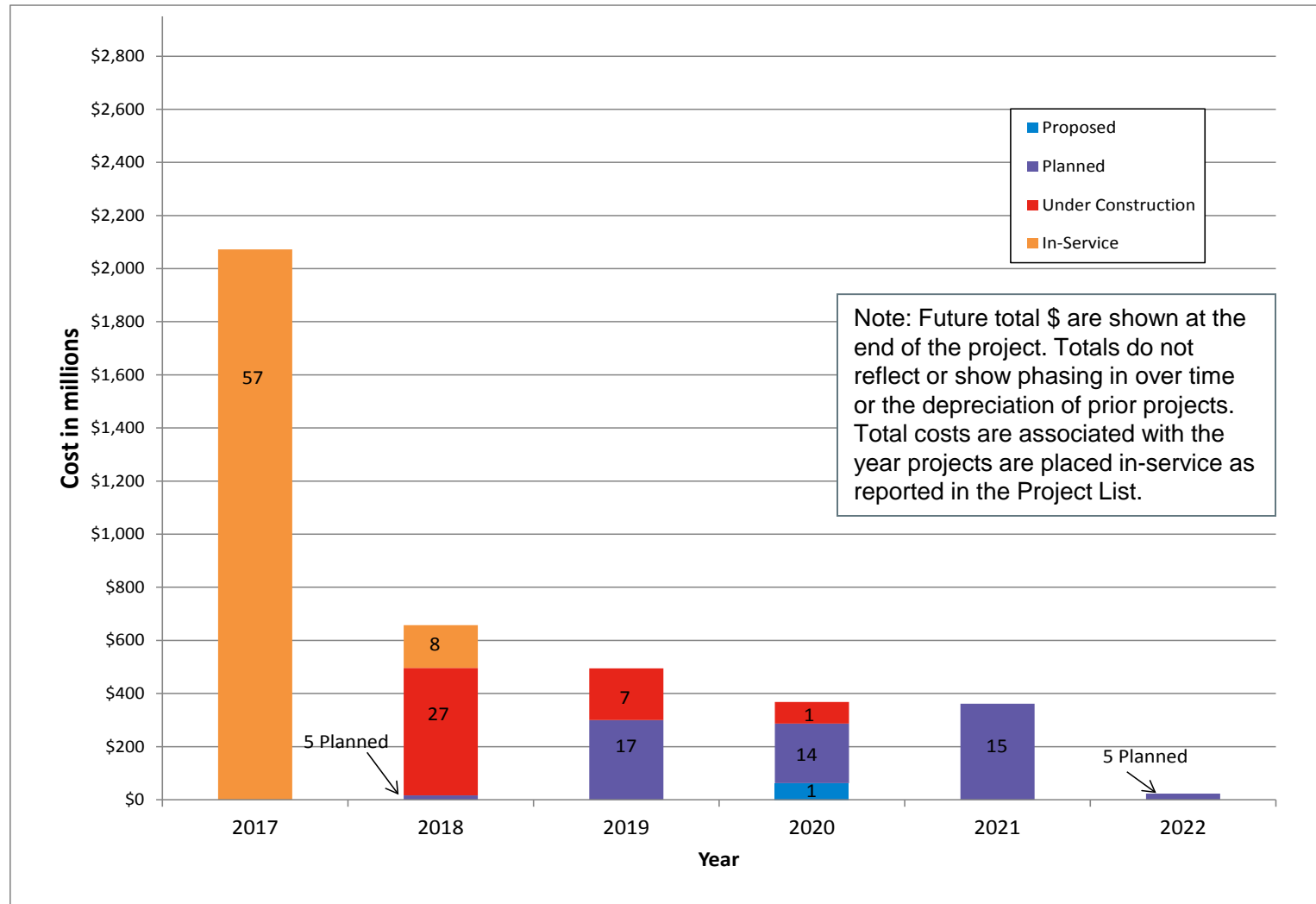
<sup>(1)</sup> Transmission Owners provided all estimated costs, which may not meet the guidelines described in Planning Procedure 4, Attachment D

<sup>(2)</sup> May not sum exactly due to rounding

<sup>(3)</sup> The cost estimates for projects in the "Major Projects" category are moved to the "Other Projects" category once they are fully completed.

# June 2018 Changes, *cont.*

## Investment of New England Transmission Reliability Projects by Status through 2022



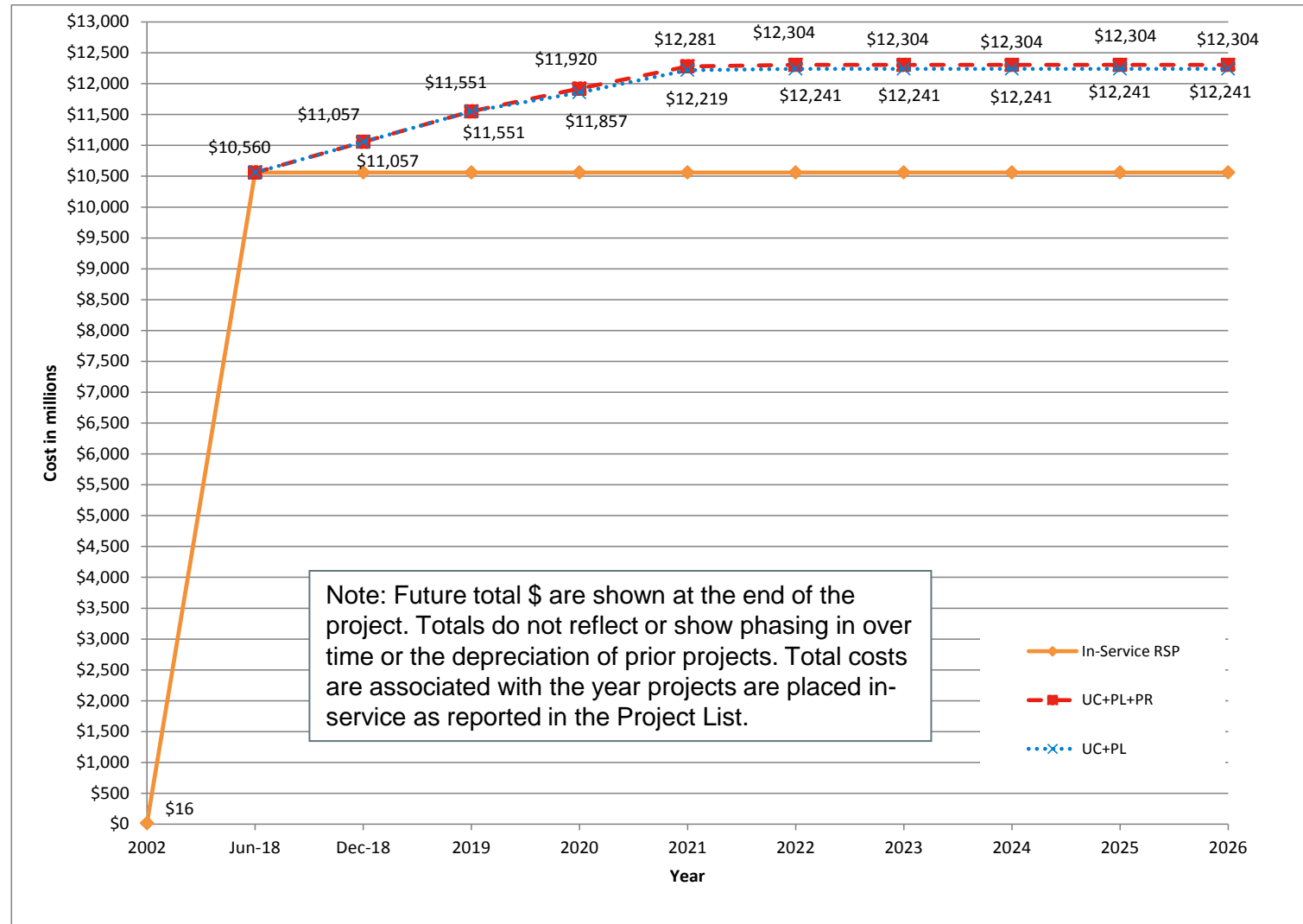
Note: Numbers shown represent project quantities





# June 2018 Changes, *cont.*

## Cumulative Investment of New England Transmission Reliability Projects through 2026



Note: UC – Under Construction, PL – Planned, PR – Proposed

# June 2018 Changes, *cont.*

## Reliability Project Counts and Aggregated Cost Estimates by Project Stage with Applied Accuracy Ranges <sup>(1)</sup>

	Component /			Estimated		Range	
Project Stage	Project / Plan	Estimate Range		Costs		Minimum	Maximum
(Status)	Count <sup>(2)</sup>	Minimum	Maximum	(\$millions)		(\$millions)	
Proposed	1	-25%	25% <sup>(3)</sup>		63	47	78
Planned	56	-25%	25%		925	694	1157
Under Construction	35	-10%	10%		756	680	831
Total Plan (excluding Concept)	92			<sup>(5)</sup>	1744	1421	2066
Concept	0			<sup>(4)</sup>	0		
In-Service	7	-10%	10%		147	132	161
Cancelled	0						

<sup>(1)</sup> All costs provided by Transmission Owners. The costs in the table reflect all projected in-service dates

<sup>(2)</sup> Efforts need to be made to describe projects on a more consistent basis

<sup>(3)</sup> All estimates may not yet be at this level of accuracy; many estimates may be -25%/+50%

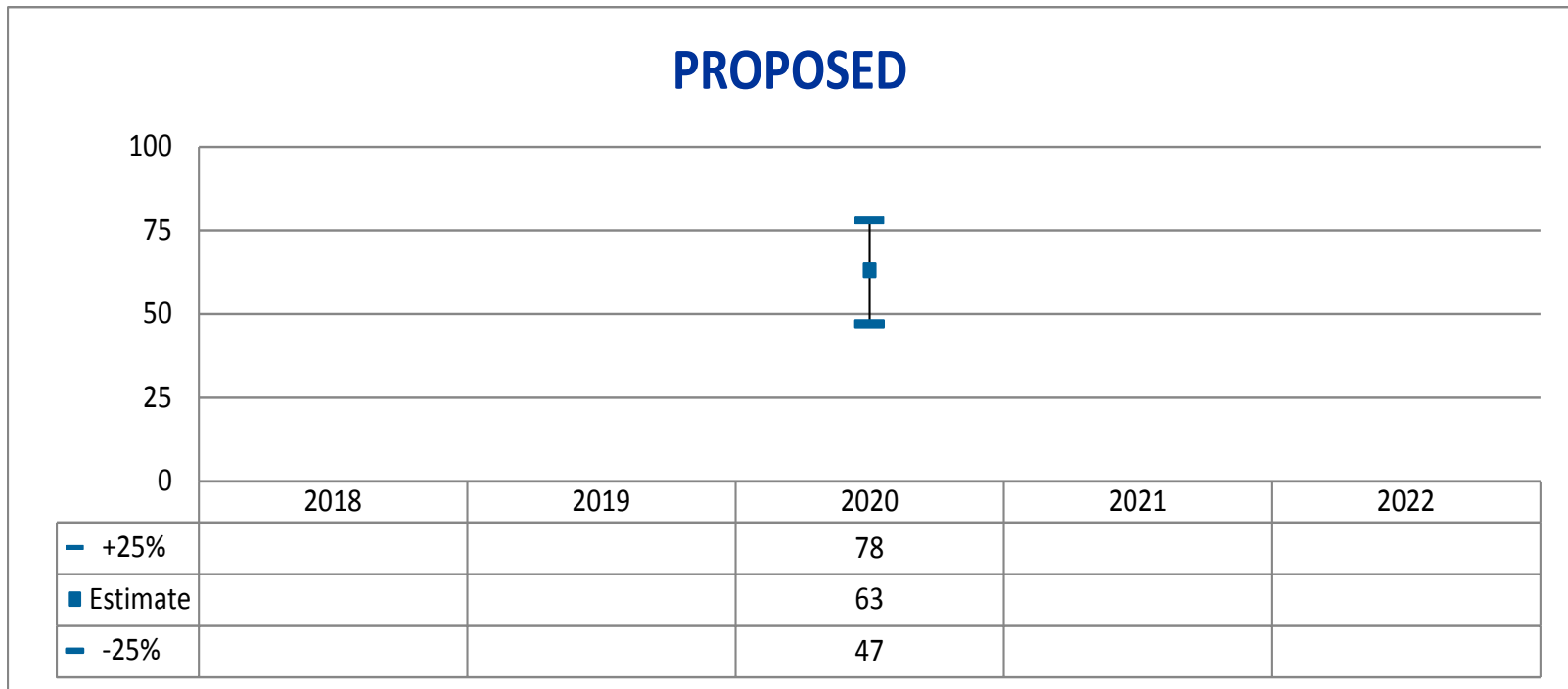
<sup>(4)</sup> Not included here are the costs of reliability projects for which no estimates have been provided.

**Estimates for these projects are noted as TBD in the Project Listing and are only Concept Projects.**

<sup>(5)</sup> May not add up due to rounding.

# June 2018 Changes, *cont.*

## Project Cost Estimate Tolerances by Status and Year in Millions \$

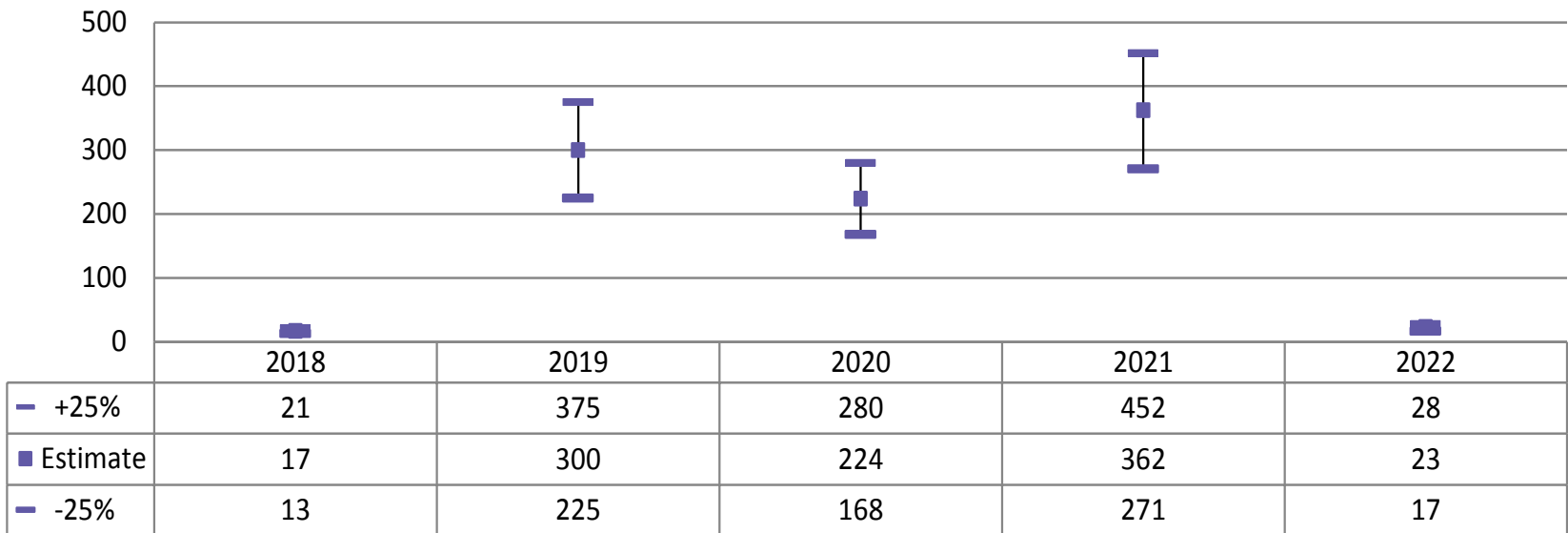


Note: Future total \$ are shown at the end of the project. Totals do not reflect or show phasing in over time or the depreciation of prior projects. Total costs are associated with the year projects are placed in-service as reported in the Project List.

# June 2018 Changes, *cont.*

## Project Cost Estimate Tolerances by Status and Year in Millions \$

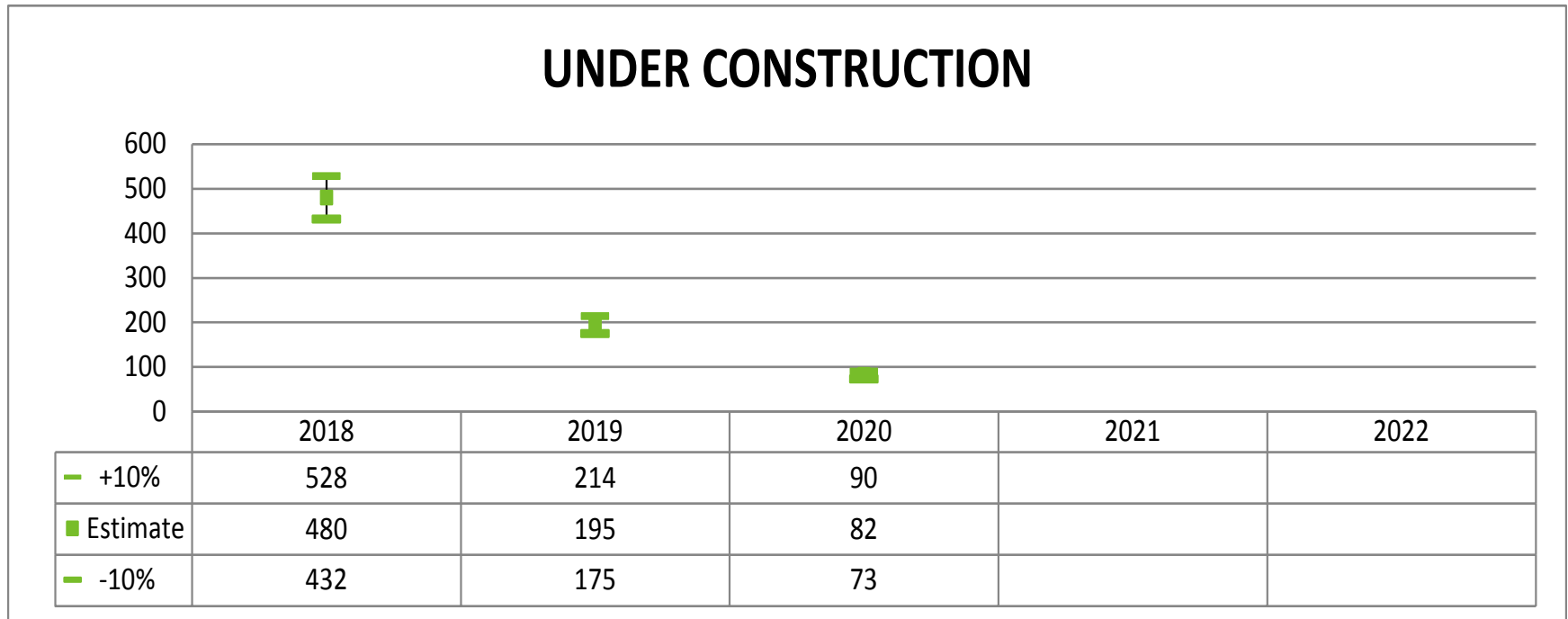
### PLANNED



Note: Future total \$ are shown at the end of the project. Totals do not reflect or show phasing in over time or the depreciation of prior projects. Total costs are associated with the year projects are placed in-service as reported in the Project List.

# June 2018 Changes, *cont.*

## Project Cost Estimate Tolerances by Status and Year in Millions \$



Note: Future total \$ are shown at the end of the project. Totals do not reflect or show phasing in over time or the depreciation of prior projects. Total costs are associated with the year projects are placed in-service as reported in the Project List.

# Status of Major Transmission Projects

	PPA	TCA	Construction
Pittsfield/Greenfield Project	Approved 12/12, 01/16, 05/16	Partial 2/11/16, 7/17/17	Project completion 2014-2019
Maine Power Reliability Program (MPRP)	Approved 7/08, 2/09, 11/10	Approved 1/29/10	Project completion 2014-2018
Vermont Solution – Connecticut River Valley	Approved 4/15	Approved 12/1/17	Project completion 2016-2018
Southwest Connecticut (SWCT)	Approved 4/15	Partial 7/16/15, 4/15/16, 5/13/16, 1/3/18	Project completion 2013-2020
Southeast MA/RI Reliability	Approved 5/17, 4/18	Not Submitted	Project completion 2017-2021



# Status of Major Transmission Projects, *cont.*

	PPA	TCA	Construction
Central/Western MA Reinforcements	Approved 12/07, 3/11	Group 1 2/29/2012	Project completion 2009-2019
Greater Boston – North, South, Central and Suburbs	Approved 4/15, 5/15, 6/16	TCA Submitted	Project completion 2013-2021
New Hampshire Solution – Western, Central, Southern and Seacoast	3/13	Seacoast 11/5/15 Southern 1/7/16 Western 12/17/15 Central 11/25/15	Project completion 2013-2020
Greater Hartford & Central Connecticut (GHCC)	4/15	Partial 10/4/2016	Project completion 2015-2019



# June 2018 Asset Condition

## 1 New Project

Project ID #	Transmission System Upgrades	Cost (in millions \$)
89	Replacement of Montville 16X Transformer (Connecticut)	6.3





# June 2018 Asset Condition, *cont.*

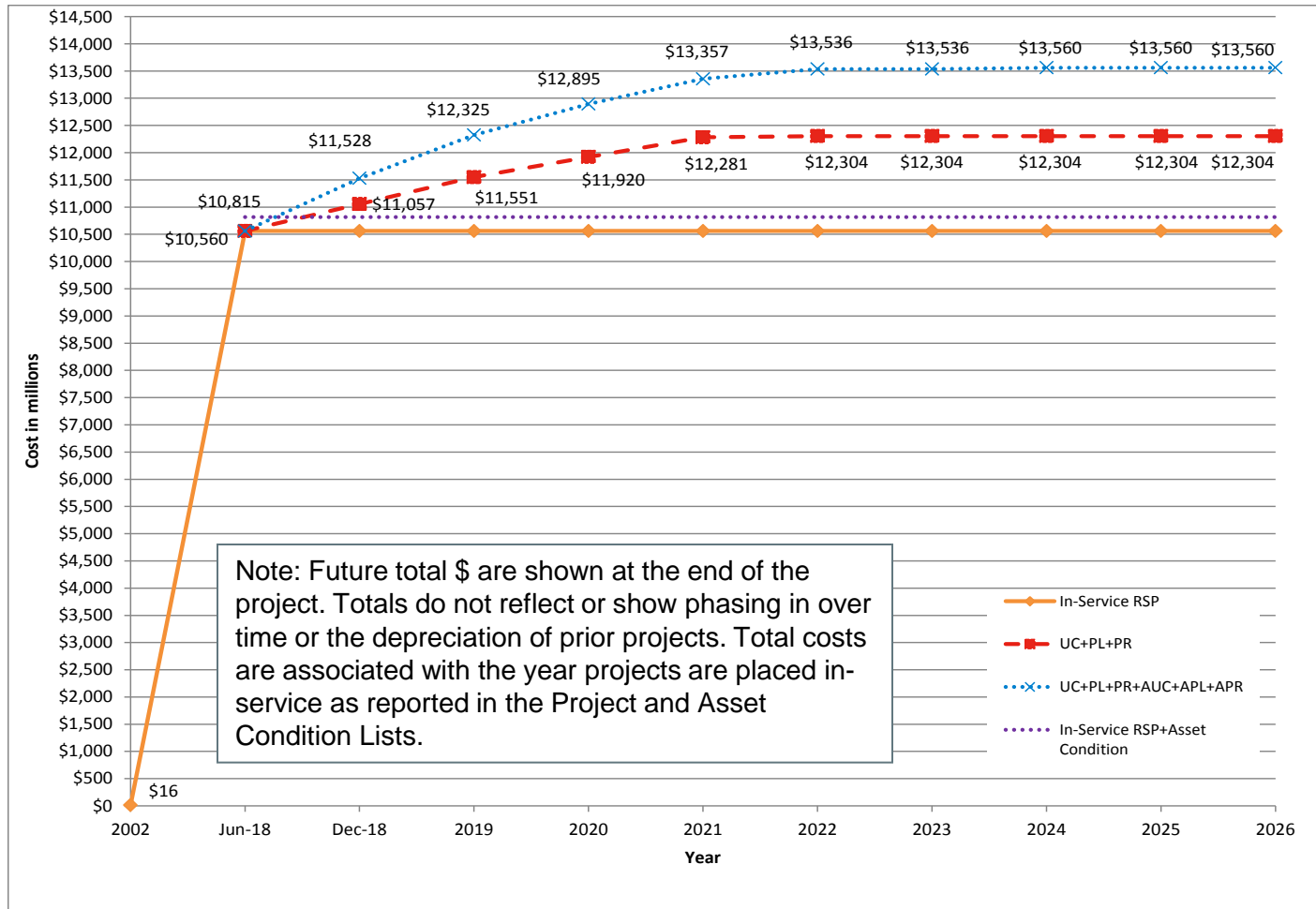
## 3 Projects Placed In-Service

Project ID #	Transmission System Upgrades	Cost (in millions \$)
36	Install two 40 MVAR reactors on the Scobie 115 kV bus, to accommodate the loss of the reactors connected on the 13.8 kV tertiary winding of the TB30 transformer (New Hampshire)	4.7
40	Salem Harbor Substation - 115 kV oil circuit breaker replacements (Massachusetts)	4.6
61	1231/1242 Structure Replacement Project (Massachusetts)	8.0



# June 2018 Changes, *cont.*

## Cumulative Investment of New England Transmission Reliability Projects and Asset Condition through 2026



Note: RSP - UC – Under Construction, PL – Planned, PR – Proposed,  
Asset Condition - AUC – Under Construction, APL – Planned, APR - Proposed

# Appendix

# Summary: Project Listing Definitions

- **ISO New England Inc. Transmission, Markets and Services Tariff Section II**
  - **Attachment K, Regional System Planning Process**
    - Definition of Needs Assessment
    - Definition of Solution Studies
  - **Project Listing Subcategories**
    - **Concept:** shall include a transmission project that is being considered by its proponent as a potential solution to meet a need identified by the ISO in a Needs Assessment or the RSP, but for which there is little or no analysis available to support the transmission project. (Project not well-defined, costs not well-defined, solution implementation not supportable).
    - **Proposed:** The project will include a regulated transmission solution that has been proposed in response to a specific Needs Assessment on the RSP and has been evaluated or further defined and developed in a Solutions Study and communicated to PAC. (Project well-defined, cost estimate quality sufficient for comparison of alternatives).
    - **Planned:** The project will include a Transmission upgrade that has been approved by the ISO, pursuant to Section I.3.9 (presumes Needs Assessment and Solutions Study have been completed). (Still subject to Schedule 12C review for Transmission Cost Allocation)

# Project Listing

Project Listing Column  
Definitions for:

- Reliability Projects
- Interconnection Projects
- Market Efficiency Upgrades
- Elective Projects
- Projects In-Service
- Cancelled Projects



# Project Listing – Column Definitions

## Part Number (Part #)

The Part #'s designate the 'need' category of the project. Original categories are not changed when a project is placed 'In-Service' or 'Cancelled'.

Part 1 – These projects are Reliability Upgrades.

1a: Planned or Under Construction

1b: Concept or Proposed

Part 2 – These projects are Generator Interconnection Upgrades.

2a: Planned (I.3.9 approval with Generator Interconnection Agreement including FCM related transmission upgrades to meet the Capacity Capability Interconnection Standard), or Under Construction

2b: Concept or Proposed (at a minimum, a completed System Impact Study and I.3.9 approval but no Generator Interconnection Agreement)

Part 3 – These projects are Market Efficiency Upgrades.

3a: Planned or Under Construction

3b: Concept or Proposed

Part 4 – These projects may be promoted by any entity electing to support the cost of transmission changes. The entity sponsoring the changes will have their own justification for their actions.

4a: Planned or Under Construction

4b: Concept or Proposed



# Project Listing – Column Definitions, *cont.*

## **Project ID**

This number is generated from ISO-NE System Planning Information Tracking System. It may change in the future as the tracking system evolves.

## **Primary Equipment Owner**

The company listed here is the responsible equipment owner / provider designated to design and implement the project.

## **Other Equipment Owner**

For projects that involve multiple Transmission Owners, the company listed here is also a responsible equipment owner / provider designated to design and implement the project.

## **Projected Month/Year of In-Service**

The month/year entered is the date the project is expected to be placed in service.

## **Major Project**

Name given to a project that consists of smaller subprojects.

## **Project / Project Component**

A brief, high-level description of the project is entered here. It will either include major pieces of substation equipment and/or types of line work to be performed.



# Project Listing – Column Definitions, *cont.*

## Status

**In Service:** The project has been placed in operation.

**Under Construction:** The project has received necessary approvals and a significant level of engineering or construction is underway.

**Planned:** The project will include a Transmission upgrade that has been approved by the ISO.

**Proposed:** The project will include a regulated transmission solution that has been proposed in response to a specific Needs Assessment on the RSP and has been evaluated or further defined and developed in a Solutions Study and communicated to PAC.

**Concept:** Shall include a transmission project that is being considered by its proponent as a potential solution to meet a need identified by the ISO in a Needs Assessment or the RSP, but for which there is little or no analysis available to support the transmission project.

**Cancelled:** Project has been cancelled.





# Project Listing – Column Definitions, *cont.*

## PPA Approval (Review of Market Participant's Proposed Plans)

A date in this column signifies when the project received approval pursuant to Section I.3.9 of the ISO-New England Tariff. This approval indicates that the project will have no adverse impact on the stability, reliability, or operating characteristics of the system. A 'no' indicates that an approval is required, but has not been received yet. An 'NR' indicates that an I.3.9 approval is not required.

## TCA Approval (Transmission Cost Allocation)

A date in this column signifies when the project PTF costs were reviewed and approved. This approval indicates that it has been agreed whether, and by how much, the scope of the project and associated costs exceed regional needs. An 'NR' indicates that a TCA approval is not applicable either because the project has been cancelled or no/very minimal PTF costs are involved.

## Estimated Costs

The pool-supported project cost estimate presented here should be the best estimate available. It is understood that the estimate accuracy may vary dependent on the maturity of the project.

Accuracy tolerances for these estimates are targeted as follows:

- Concept Project

- Proposed Project that has been reviewed and approved to proceed by ISO-NE (+50%/-25%),

- I.3.9-Approved Project (+/-25%), and

- TCA-Approved Project (+/-10%)

