

Note: The relevant Markets, Services and Transmission Tariff and the relevant Market Manuals, Operating Procedures and Planning Procedures shall govern.

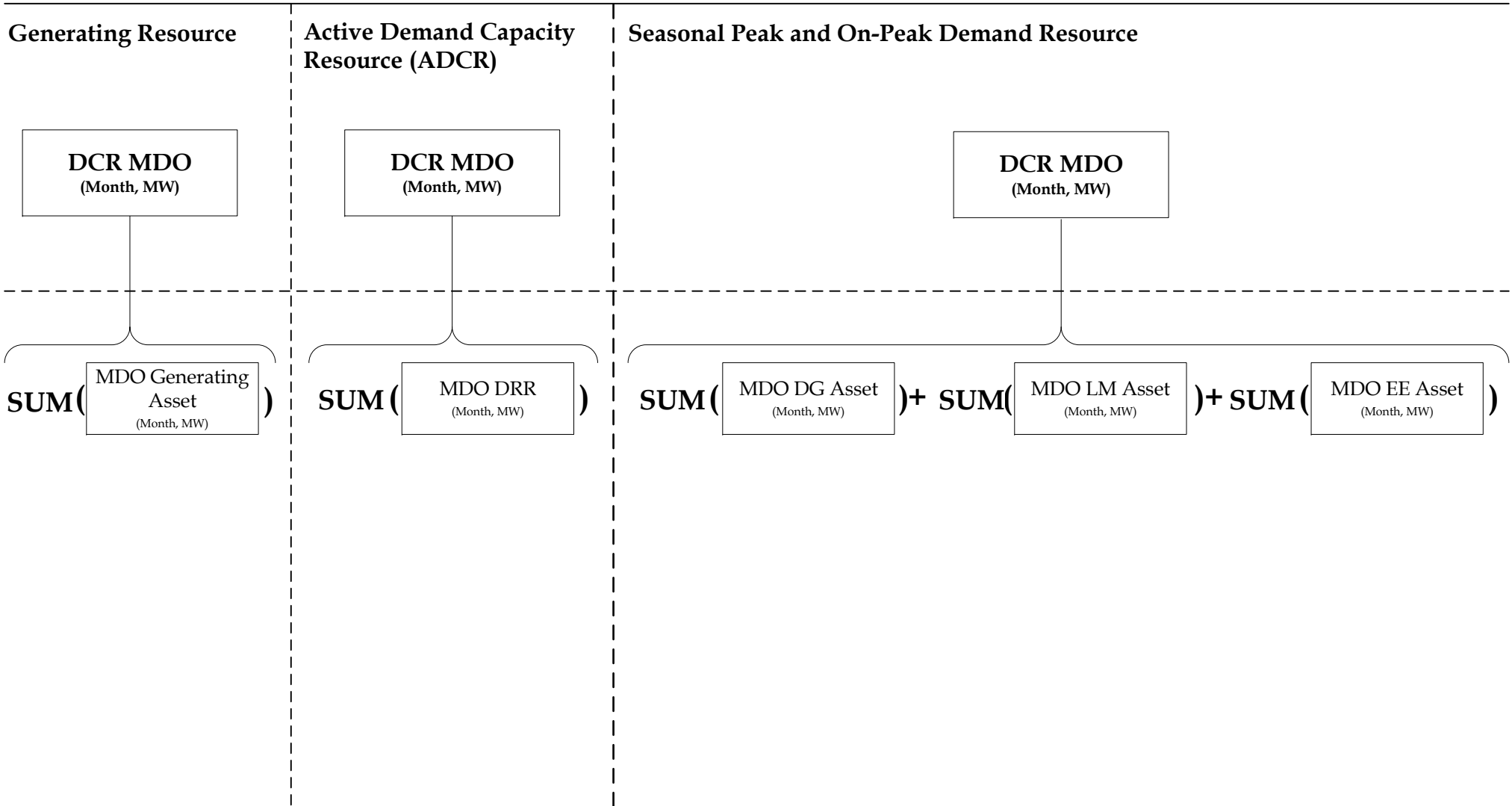
Reference Guide
ISO New England Calculation Summary

Acronyms	
<i>Acronym</i>	<i>Definition</i>
ARA	Annual Reconfiguration Auction
CLO	Capacity Load Obligation
CZ	Capacity Zone
DCR	Delayed Commercial Resource
DG	Distributed Generation
DRR	Demand Response Resource
EE	Energy Efficiency
HQICC	Hydro-Quebec Interconnection Capability Credits
LM	Load Management
LSE	Load Serving Entity
MDO	Maximum Demonstrated Output
ZCO	Zonal Capacity Obligation
Related Calculation Summaries	
<i>Calculation Summary</i>	<i>Related Market</i>
FCM Performance Payment Calculation Summary	FCM
Related Market Information Server (MIS) and World-wide Web (WW) Reports	
<i>Report Code</i>	<i>Report Long Name</i>
SD_FCMCLOSTLDTL2	Forward Capacity Market Capacity Load Obligation Settlement Detail Report
SR_FCMSTLSUM2	Forward Capacity Market Settlement Summary Report
SD_FCMFTCDTL2	Forward Capacity Market Failure to Cover Detail Settlement Report
SD_FCMTHREQLAOWNER	Forward Capacity Market Monthly Requirement Lead Asset Owner Detail Report

Italicized items are currently not applicable.

Note: The relevant Markets, Services and Transmission Tariff and the relevant Market Manuals, Operating Procedures and Planning Procedures shall govern.

ISO New England Calculation Summary



Note: The MDO period is 6-year that precedes the initial month of the CCP in which the MDO values will begin to be calculated or after the asset's commercial operation.

Pool

Failure to Cover Charge
(\$)

Capacity Zone

SUM(Failure to Cover Charge (\$))

Customer, Capacity Zone

SUM(Failure to Cover Charge (\$))

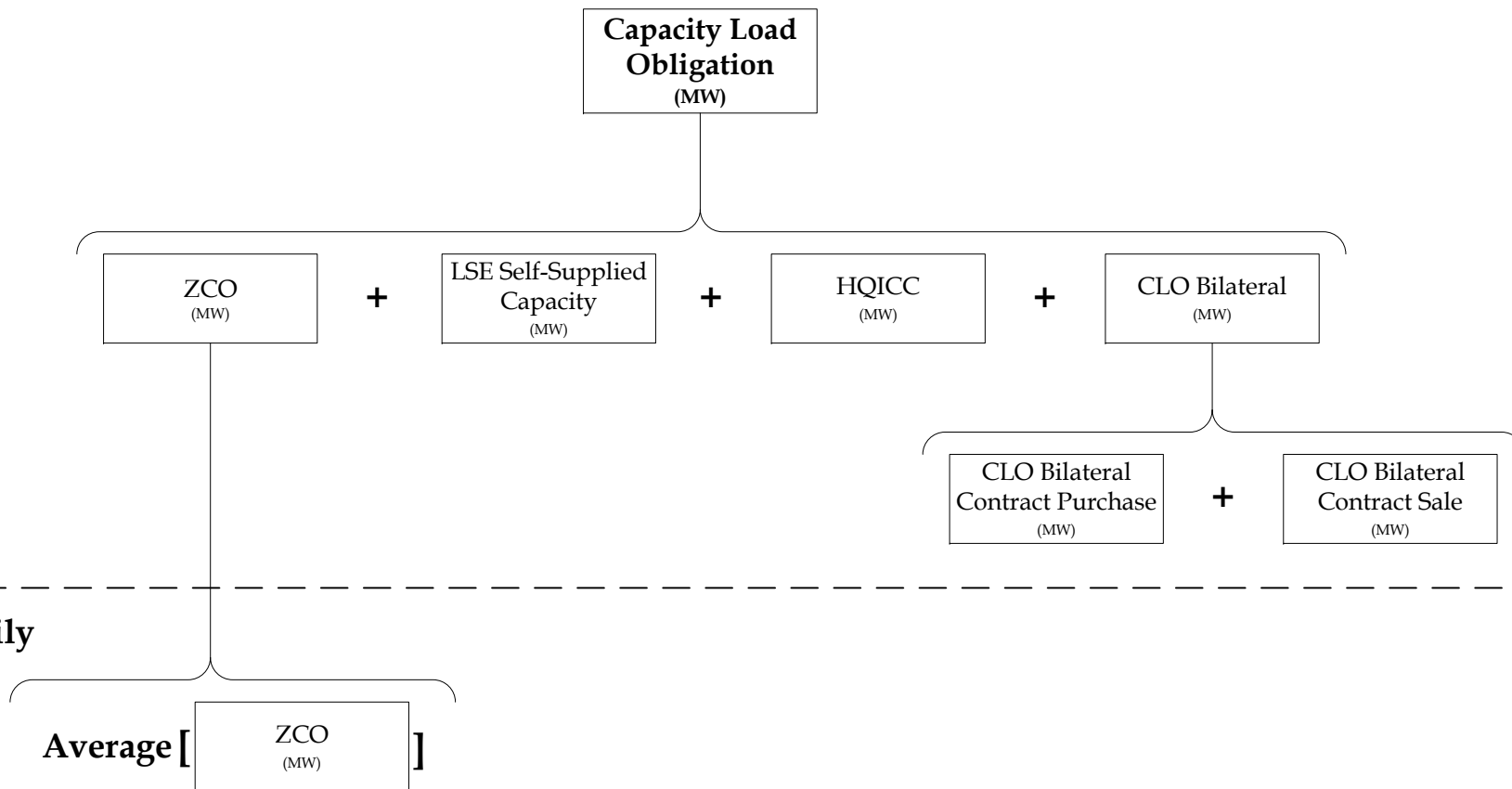
Resource

SUM(Failure to Cover Charge (\$))

$$\text{MAX} (0 , \text{Capacity Supply Obligation (MW)} - \text{DCR MDO (MW)}) \times \text{Failure to Cover Charge Rate (\$/kW-month)} \times 1000 \times -1$$

Determined by Second Clearing of ARA 3

Customer, Monthly

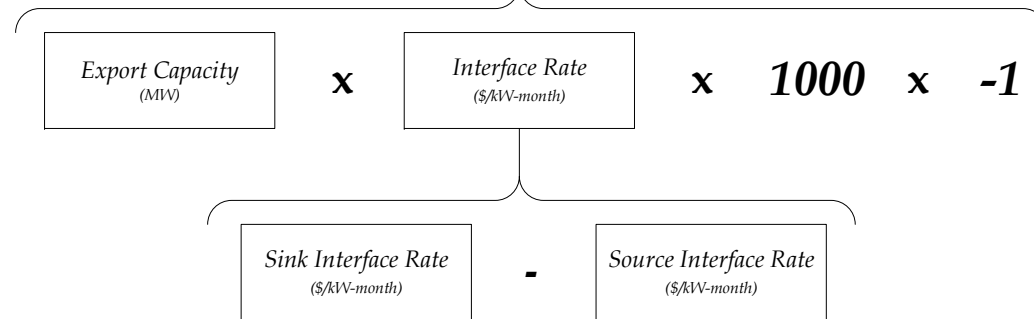


Customer, Capacity Zone

*Customer Export
Capacity Credit Offset*
(\$)

Resource, Capacity Zone

SUM[*Resource Export
Capacity Credit Offset*
(\$)]



Italicized items are currently not applicable.

Customer, Capacity Zone

*Customer Export
Capacity Charge Offset*
(\$)

*Net Export Capacity
Charge Offset*
(\$)

x

Customer CLO
(MW)

/

CZ CLO
(MW)

Resource, Capacity Zone

SUM(

*CLO Resource Export
Capacity Charge Offset*
(\$)

)

Export Capacity
(MW)

x

Interface Rate
(\$/kW-month)

x

1000

Sink Interface Rate
(\$/kW-month)

-

Source Interface Rate
(\$/kW-month)

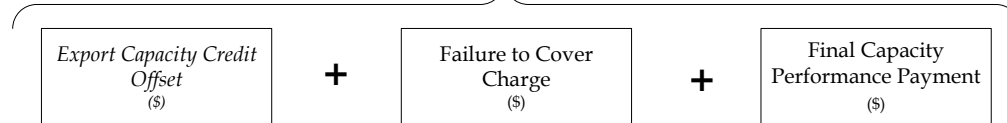
Italicized items are currently not applicable.

Customer, Capacity Zone

Supply Credit Adjustment
(\$)

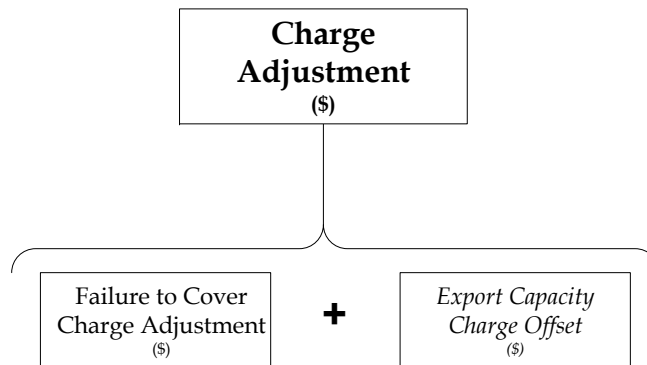
Resource, Capacity Zone

SUM (
Supply Credit Adjustment
)
(\$)



Italicized items are currently not applicable.

Customer, Capacity Zone



Italicized items are currently not applicable.